

select

Your compact companion for practical needs.

100
1919 - 2019





100 years of Stoma / Storz am Mark

Dear customer

Leaf through our brochure „select“ and you will find a wide selection of standard and special instruments as well as a comprehensive system for organizing instruments; as usual, only an excerpt of the complete stoma® range. Various well thought-out instrument concepts, usually compiled by recognized specialists for their treatment areas, help you to put together handy instrument sets.

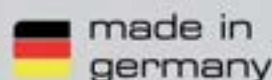
We support our customers with trained medical product advisors, and sell our products directly to practices in Germany, France and Belgium. This direct, intensive support has been used and appreciated by new established or practicing dentists, periodontists, oral surgeons, oral and maxillofacial surgeons, plastic surgeons, hospitals and universities for decades. In other countries support is provided by our specialist dealers.

Become participant in a stoma® hands-on workshop organized by the “stoma® Academy”. You can learn under professional guidance of experienced speakers at the continuing education academy by Stoma / Storz am Mark. Train your dexterity during the extensive practical part of the workshop. During the course stoma® provides the right instruments coordinated with the speaker. You can find current course dates at www.stoma.de/en/events.html.

Benefit from a range of instruments perfectly tailored to your needs at a fair price-performance ratio directly from the traditional manufacturer. At the production site in Liptingen (Southern Germany), we manufacture and sell precision dental instruments in accordance with the currently required regulatory and legal requirements “with passion for perfection”. Today, the solution-oriented and high quality stoma® products enjoy a worldwide excellent reputation in the dental industry. Our small-medium-sized, fully integrated family business belongs amongst the leading manufacturers.

Take a little journey back in time with us. Founded over 100 years ago, our company has always been family-owned. On the next double page, discover a small extract from our extensive company history. You can find further milestones on our website www.stoma.de. However, we are not only looking back, we are optimistic about the future.

Experience stoma® quality Made in Germany.





Our Areas of Competence:

- Service p. 5
- Diagnostics p. 8-13
- Conserving Treatment p. 14-18
- Endodontics p. 19-21
- Periodontal Surgery p. 22-29
- Surgery p. 30-73
- Suturing p. 56-59
- Implantology p. 74-90
- Osteosynthesis p. 91-95
- Prosthetics p. 96-101
- Organization p. 102-108



The company

1919 - 2019: People. Markets. Milestones.



1919

At the age of 25 Walter Storz decides to found the company „Walter Storz am Markt“ for marketing dental instruments.



Ser. Nr.	Eing. Nr.	Name des Besizers/Inhabers	Art des Besizers/Inhabers	Rechnung bei Anstellung		
				Einstellung am:	Austritt am:	letzte Gehaltsangabe
74	111	Mund & Zahnarzt Hoffmann	Hoffmann	1.1.1919	31.12.1919	20.000,-
75	112	Mund & Zahnarzt Hoffmann	Hoffmann	1.1.1919	31.12.1919	20.000,-
76	113	Walter Storz am Markt Hoffmann	Walter Storz am Markt	1.1.1919	31.12.1919	20.000,-

Walter Storz already visits the local dentists early by bicycle and sells his instruments to them. Many new products are created through the dialogues with the dentists. The foundation stone for the direct marketing is laid.



1931



1939

The first „Guidebook for the dental practice“ is not a purely marketing-oriented brochure but is interspersed with helpful tips and tricks for the users.



1951

As early as at the beginning of the 1950s Walter Storz goes on tour with a VW bus. The dental instruments and units that he has in his range at that time can be directly viewed on site, tested and held in one's hands.



1958

Walter Storz has his merely 18-year-old son Siegmund declared of age and appoints him as managing director. At this time Siegmund Storz is still under apprenticeship at a different company, and after its completion in 1962 takes over the management of the destiny of the company.

1964

For his merits in the development of dental instruments and in the area of steam sterilization Walter Storz was awarded the Diesel Medal in bronze by the German Inventors Association in 1964.



1991

The extension of the company premises built in 1973 in Emmingen-Liptingen (administrative district Tuttlingen) now offers space over roughly 2,200 m² for production, administration and training facilities.

2000

The granddaughter of the founder, Tina Storz-Mazzeo takes over the management of new marketing companies. With a change of the corporate law structure the product portfolio in Germany was from now on marketed through the company Stoma Dentalsysteme GmbH & Co KG. In France and Belgium the existing companies were newly structured as Stoma SARL and Stoma International SPRL.



2009

Storz am Mark received the distinction as company of the month November 2009 from the Wirtschaftsförderung (regional economic promotion board) Schwarzwald-Baar-Heuberg. Through this the special attainments for the economy in the region, for the 90-year success story and the international competence in the dental area were distinguished.



2018

The newly introduced logo visualises the cutting-edge performance strength of Storz am Mark with production and **Stoma with specialist consultation.**



2019

100
1919 - 2019

Stoma is ready for the future!
It is a matter of continuing the untiring pioneering spirit of the last 100 years. There are many activities and ideas that are being implemented with the qualified Stoma team, as well as committed partners, customers and friends.

Discover our complete success story under www.stoma.de.

Product brands

stoma p.i.c.[®]

Protecting organization concept.

Especially developed for your protection, as well as that of your workforce and instruments, the p.i.c.[®] represents economic preparation and efficient application. The 'Protected Instrument Concept' module lends backup support for the entire instrument circulatory process, with its trays, containers and accessories, for the sterile storage and optimum availability of instruments. The concept ensures perfectly coordinated organization and preparation, to the highest safety standards, with surveyability, cleansing efficiency and functionality.

stoma hy-grip[®]

Hygienic handle system.

The well-balanced weight and the ergonomic, target-oriented surface profile permit an efficient, precise and secure method of working, even over long periods of practise time. The special surface design reduces disturbing reflections, even under the magnifying glass or microscope. Surfaces are simply and easily cleansed.

stoma color-stick[®]

Colour-coded handle concept.

These instruments provide the same advantages, for hygiene and handling, as hy-grip[®]. The light, disinfection- and sterilization-capable handles are finished in special coloured plastics. This facilitates a targeted colour coding. As a result, this feature stands for a high degree of rationalization during the preparation, application and handling via a rapid identification of the instruments.

stoma suture[®]

Reliable wound closure.

For all applications, stoma[®] offers well-proven atraumatic needle and suture combinations. Suture material is available in monofilament, pseudo-monofilament and polyfilament. stoma[®] precision needles have stood the test of time for their balanced tempering and are available for all indications in all sizes and forms.

stoma ossecure[®]

Secure bone fixation.

stoma ossecure[®] stands for indications in areas of bone surgery. High-precision bone-tissue screws of steel and titanium provide great stability and a perfect fit for the safe implementation of a great variety of augmentation techniques. The targeted and innovative product range with its numerous different diameters and lengths of working respectively safety screws is supplemented by appropriately accessories.



The stoma[®] workshops and services - in the centre of the market and in the vicinity of the customer.

Our business has always operated on the basis that nothing can really replace personal contact. In dental practices and clinics, at workshops and congresses, we are in close dialogue with our customers, and have access to the latest trends and developments in the world of dentistry. This know-how is incorporated directly into our extensive services and offerings, which will provide value-added benefit for the customer in his or her daily work.

Advisories

Our well-trained experienced dental product experts can provide advice at your premises for products and organization, including extension of the practice or new installations. During one of our personal visits, you will have the possibility of a 'hands-on' experience of stoma[®] instruments for yourself, and gain an impression of their first class quality and perfection. In addition, we will advise you on the latest possibilities of efficient instrument organization, and can develop individual proposals for your practice.



The stoma[®] Hands-on Workshops

'Close-up' testing of the latest, indication-referenced instrumentation and techniques is available for interested parties. Learn the latest trends under professional instruction, in your own practice, or at the Stoma Academy[®], or in close collaboration with our dental partners. Our workshops are recognized and well-known, and are evaluated according to the guidelines of the German Organizations - 'BZAeK' (Chamber of Medical Practitioners) - 'DGZMK' (Association for Dental Medicine) and 'KZBV' (Federation of Sickness Fund Associated Medical Practitioners). stoma[®] enables you to fulfil your advanced training obligations, and you can also collect valuable CPD points at the same time.



Overall Product Range

Alongside the well-proven standard ranges, the overall product range includes special instruments for new and pioneering treatment techniques and procedures. These products are enriched by convincing problem solutions for instrument organization, practical accessories and first class needle and suturing combinations.

Product Research and Development

We collaborate in close dialogue with national and international specialists. These specialists research and develop instruments and kits for our enterprise in perfect coordination for innovative treatment methods.

Servicing and Maintenance

Being a German manufacturer, we of course take on repairs and the sharpening of your instruments to original standards. We also offer training courses for your assistants to learn sharpening skills themselves.

Supply and Delivery

The entire range of our products is always kept available on stock in our works. We can thus provide you in Germany, France and Belgium with a rapid and reliable dispatch service, without middle men, directly to your practice. In export countries we supply via specialist dealers.



Certification and Quality Assurance

We have introduced a quality-control management system for the research, development, manufacture and sale of dental instruments, which meets the requirements of the European and German Industrial Standard: DIN EN ISO 13485 and Annex II of Directive 93/42/EEC. The products, processes and services are therefore subject to ongoing improvements.

stoma[®]. A full, individual and 'fast-track' service.

Dimensions

Classification of various dimensions at the working tips:

Forms and dimensions for classical products and invasive interventions.

The working tip dimensions of advanced instruments can be categorized as something between classical macro-surgical instruments and micro-instrumentation. They allow finely sensitive working methods and mark the changeover to micro-surgical methods.

The dimensions and characteristics of the working surfaces of micro-instruments are especially adjusted for the handling of materials and existent tissue structures in micro-surgery. A reduced space requirement makes for a better visualization, especially when working with simple magnifying glasses.

Ultra fine instruments are suitable for application in particularly fine tissue structures, e.g. in aesthetic plastic surgery, and when employing strong magnifying glasses or a microscope. The fine working tips permit a minimum of invasive intervention and are adjusted in their characteristics to the materials employed and the treated tissue structures.

Materials

The advantages and characteristics of various materials

„storrit steel“ stands for various different especially selected materials, which are partially subjected to special tempering processes. In the case of curettes and scalers, for example this property provides for a long useful service life of the cutting edges.

The „wolfram carbide“ coating of the working surfaces makes for a long useful service life of the instrument, and prevents the slipping-off of scissors from tissue and sutures.

The „tungsten carbide“ coating at the working tip provides instruments with a finish, which considerably prolongs the useful service life.

These products are made of a special titanium alloy. Customers benefit in various areas from such special material properties, for example from the various degrees of tempering and bio-compatibility.

Others

Useful additional information such as references to suitable accessories or other kits.

Number of individual products contained in a packaging unit such as, for example, 2, 3, 6 pieces.

We are holders of property rights, such as patent, utility or design model for products that have been identified with this symbol.

The contents of this brochure are an extract from our latest range of products. The up-to-date catalogue can be flipped through on our website: www.stoma.de.

Pictographs

 macro

 advanced

 micro

 ultra fine

 storrit
steel

 wolfram
carbide


 tungsten
carbide

 titanium



 German
patent!


Notes for the use of this brochure




**"Concept of Bern" Prof. Dr. Dr. A. Sculean, M.S.
Module Titanium mini curette kit**


A Module Titanium mini curette kit
consisting of:

- 5110.10 Mirror handle, blue
- 34964.00 Megaduo mirror, plane, size 4, Rhodium
- 5110.10 Mirror handle, blue
- 2922.20 Perio probe tip, PCPN22, titanium
- 7755.22 Titanium mini curette GRX55-6, Ø 8 mm, yellow
- 7761.22 Titanium mini curette GRX511-12, Ø 8 mm, violet
- 7763.22 Titanium mini curette GRX513-14, Ø 8 mm, blue
- 2991.07 p.i.c.-tray, with 2 racks for 7 instruments and clamp clip





Please find further kits of Prof. Dr. Dr. A. Sculean, M.S. on page 23, 31, 41 and 46!



Prof. Dr. Dr. A. Sculean, M.S.
Director clinic f. periodontology, University Bern

Module
Titanium mini curette kit
A 19905.01

stoma Academy
Professional knowledge transfer.

- Periodontology
- Periodontal surgery

Please find current course dates on www.stoma.de.

We would be pleased to advise you and show you the products of this set.

Titanium mini curettes

GRX55-6	Ø 8 mm	7755.22
C	Ø 10 mm	7755.32
GRX511-12	Ø 8 mm	7761.22
E	Ø 10 mm	7761.32
GRX513-14	Ø 8 mm	7763.22
G	Ø 10 mm	7763.32

Titanium perio probe tips

H	PCPN22	2922.20
I	PCPN22	2924.20
J	PCPN North Carolina	2927.20

Graduations are for guidance only, measurement results are to be tested by other methods!

stoma Academy
Professional knowledge transfer.

The Stoma Academy is the academy for continuing education of Stoma / Storz am Mark. It offers all dentists the opportunity to educate themselves, to appropriate new techniques or to refresh their knowledge in different disciplines.

At stoma hands-on workshops the focus is usually on the large-scale practical part. Under professional guidance of experienced and respected, national as international speakers the participants can train and intensify very close their knowledge that they acquired during the theoretical part.

product information, details and illustrations

order information

Specialist, with whom the kit has been assembled or the instrument has been developed.

kit illustration

kit content

kit content and single instruments are not always indicated completely.

Advisories and demos will be gladly provided on your practice premises!

pictograph for material or dimension

Abbreviated article designations

Detailed article descriptions, e.g. technical dimensions, etc.

Designating character (connection between the product and ordering information)

item no. / order no.

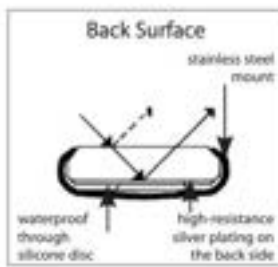
Our medical product advisers are gladly available to provide additional information in the form of a personal discussion.

Diagnostics



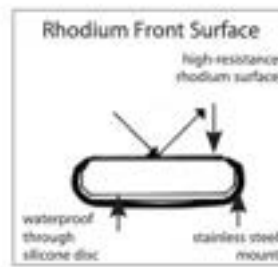
www.stoma.de

Mouth mirrors



"Back Surface" mouth mirrors, classical

- A** size 4, Ø 22 mm, plane **12 pieces**
B size 5, Ø 24 mm, plane **12 pieces**



"Rhodium Front Surface" mouth mirrors

- C** size 4, Ø 22 mm, plane **12 pieces**
D size 5, Ø 24 mm, plane **12 pieces**



"Back Surface" cheek retractor mouth mirrors

- E** size 4, Ø 22 mm, concave
F size 5, Ø 24 mm, concave
G size 4, Ø 22 mm, plane
H size 5, Ø 24 mm, plane



MEGA "Rhodium Front Surface"

- I** size 4, Ø 22 mm, plane **12 pieces**

MEGAduo "Rhodium Front Surface"


fixed on the front and rear side of the mirror

- J** size 4, Ø 22 mm, plane **6 pieces**



RELAX „Rhodium Front Surface" mouth mirrors

- K** size 4, Ø 22 mm, blue
L size 4, Ø 22 mm, green
M size 4, Ø 22 mm, lilac
N size 4, Ø 22 mm, anthracite



- hygienic due to the plane transition from mirror surface to mirror casing without any gap
- silk-mat-finished, reflectionfree surface
- autoclavable, acid-resistant and suitable for thermal disinfectors
- designed with a perfect blend of technology and ergonomics

Mouth mirrors, classical

- A** 4954.00
size 4, plane
B 4955.00
size 5, plane

Rhodium

- C** 4944.00
size 4, plane
D 4945.00
size 5, plane

cheek retractor mouth mirrors

- E** 4834.00
size 4, concave
F 4835.00
size 5, concave

- G** 4934.00
size 4, plane
H 4935.00
size 5, plane

- MEGA Rhodium
I 4924.00
size 4, plane

- MEGAduo Rhodium
J 4964.00
size 4, plane

RELAX Rhodium mouth mirrors

- K** 4974.03
size 4, blue
L 4974.04
size 4, green
M 4974.05
size 4, lilac
N 4974.06
size 4, anthracite

Handles for mirrors, explorers and perio probes

A 5110.00
grey

B 5110.10
blue

C 5110.20
light grey

D 5110.30
green

color-stick®

E 5115.10
Ø 10 mm, yellow

F 5116.10
Ø 10 mm, light grey

G 5117.10
Ø 10 mm, violet

H 5118.10
Ø 10 mm, blue

hollow

I 5104.00
Ø 8 mm

STOMAFORM hollow

J 5107.00
Ø 10 mm

hy-grip®

K 15108.00
Ø 8 mm

hy-grip®

L 15108.10
Ø 10 mm

Handles for mirrors, explorers and perio probes

A grey



B blue



C light grey



D green



stoma color-stick®

E Ø 10 mm, yellow



F Ø 10 mm, light grey



G Ø 10 mm, violet



H Ø 10 mm, blue



I Ø 8 mm, hollow



STOMAFORM

J Ø 10 mm, hollow



stoma hy-grip®

K Ø 8 mm



stoma hy-grip®

L Ø 10 mm



Dressing pliers

College classical
serrated

- A without stop peg
- B with stop peg



College
serrated

- C with stop peg



Meriam classical
serrated

- D without stop peg
- E with stop peg



Meriam
serrated

- F with stop peg



G strong
serrated



H STOMAFORM
very strong, serrated



Dressing pliers
College classical
A **5065.00**
without stop peg

B **5003.00**
with stop peg

College
C **5005.00**
with stop peg


Meriam classical
D **5074.00**
without stop peg

E **5022.00**
with stop peg

Meriam
F **5024.00**
with stop peg

G **5044.00**
strong

STOMAFORM
H **5081.00**
very strong

 Please find further dressing pliers on page 37-40!

Explorers single-ended, Ø 6 mm

- A 12241.20 EX3A
- B 12242.20 EX8
- C 12243.20 EX9
- D 12244.20 EXK
- E 12246.20 EX23
- F 12247.20 EXTU17

- ### Tips
- G 1781.10 Fischer
 - H 1782.10 EX8
 - I 1783.10 EX9
 - J 1784.10 EXK
 - K 1785.10 EX3A
 - L 1786.10 EX23

- ### color-stick®
- M 7242.00 EX8
 - N 7242.10 EX8
 - O 7242.30 EX8
 - P 7243.00 EX9
 - Q 7243.10 EX9
 - R 7243.30 EX9
 - S 7246.00 EX23

- ### double-ended, Ø 6 mm
- T 12223.00 EXD3CH
 - U 12225.00 EXD5
 - V 12231.00 EXD11/12

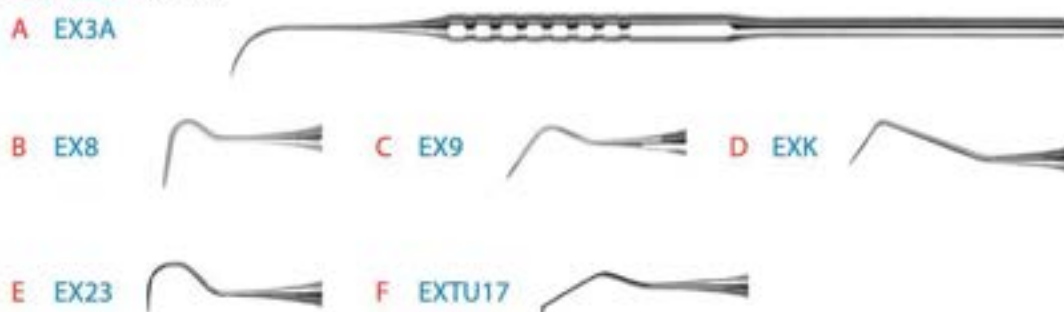
- W 14670.00
Universal explorer

Explorers

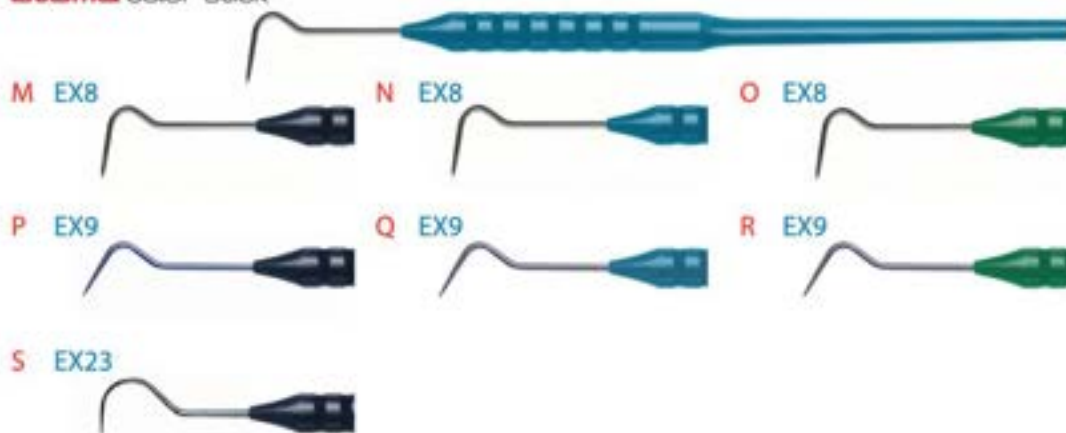
single-ended, Ø 6 mm

with extra fine, sharp points for diagnosing tartar or concretions, caries, uneven surfaces of fillings and tooth morphology.

stoma hy-grip®

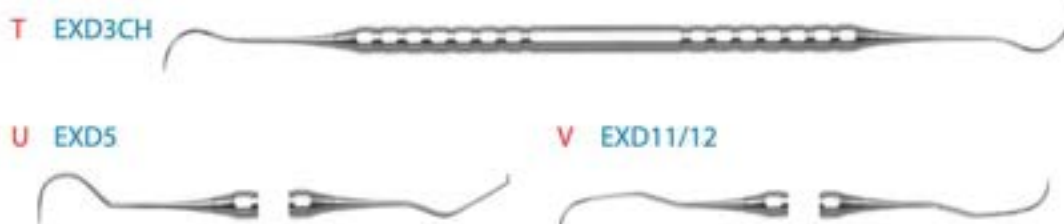


stoma color-stick®



double-ended, Ø 6 mm

stoma hy-grip®



- W Universal explorer, strong
- stoma** hy-grip®



Perio probes

stoma hy-grip®
single-ended, Ø 6 mm

A PCPN22
2-4-6-8-10-12



B PCP12
3-6-9-12



C PCP11,5 WHO
3,5-5,5-8,5-11,5



D PCP11
3-6-8-11



E PCPNC North Carolina
1-2-3-...-13-14-15



Tips

F PCP Sillmanns
1-2-3-...-13-14-15



G PCPN22
2-4-6-8-10-12



H PCP12
3-6-9-12



I PCP11,5 WHO
3,5-5,5-8,5-11,5



J PCPNC North Carolina
1-2-3-...-13-14-15



A Please find further titanium
perio probes on page 27!

stoma hy-grip®
double-ended, Ø 6 mm

K CQ-2N Nabers colour-coded
3-6-9-12



3-6-9-12

L PNC/EX3A Memmingen
1-2-...-14-15



Perio probes
single-ended, Ø 6 mm

- A** 12922.00
PCPN22
- B** 12923.00
PCP12
- C** 12924.00
PCP11,5 WHO
- D** 12926.00
PCP11
- E** 12927.00
PCPNC North Carolina

Tips

- F** 2919.10
PCP Sillmanns
- G** 2922.10
PCPN22
- H** 2923.10
PCP12
- I** 2924.10
PCP11,5 WHO
- J** 2927.10
PCPNC North Carolina

double-ended, Ø 6 mm

- K** 12920.00
CQ-2N Nabers
- L** 12930.00
PNC/EX3A Memmingen

A Graduations are for guidance only, measurement
results are to be tested by other methods!

Conserving Treatment



www.stoma.de

Instruments for conserving treatment

A Composite spatula **stoma** color-stick[®]

This delicate and flexible spatula used not only for taking up the smallest portions of ceramic filling but also for being able to model a smooth surface in very confined spaces.



Composite spatula
A 7013.21 1/1 mm

B Distal spatula **stoma** color-stick[®]

Especially designed for approximate areas to which access is difficult.



Distal spatula
B 7014.21 1,5/1,5 mm

C Flat plugger **stoma** color-stick[®]



Flat plugger
C 7078.00 1,2/1,7 mm

D Occlusion former, convex / concave **stoma** color-stick[®]



The final form of the occlusive convex areas is carried out with the concave part of the occlusion former. The working end of this instrument has been formed by a very long drawn point so that pronounced depressions in the area of fissures can be formed.

Occlusion former
D 7195.00 2/2 mm

E Micro-probe handle **stoma** hy-grip[®]



stoma hy-grip[®]

Useful for holding micro-probe tips for the individual design of the occlusal surface. The explorer makes it possible to draw the ceramic stain up from the depths of the fissure to the edges of the occlusal surface.



Micro-probe handle
E 11555.00

F Guide forceps Barth for screwdrivers, 17 cm **stoma** hy-grip[®]



stoma hy-grip[®]



These guide forceps are suitable for all common implant systems, making the use of various screwdrivers inside the patient's mouth safer and more convenient e.g. during replacement of different abutments.



Guide forceps
Barth
F 14092.17

Conserving Treatment

Excavators

color-stick®

- A 7701.10 1,4 mm
- B 7702.10 1,6 mm
- C 7703.10 2,0 mm
- D 7704.10 2,5 mm

- E 7711.10 1,2 mm
- F 7712.10 1,5 mm
- G 7713.10 1,9 mm

Pluggers

sphere

- H 2041.00 0,8-1,0 mm
- I 2042.00 1,2-1,6 mm
- J 2043.00 2,0-2,5 mm
- K 2044.00 2,5-3,2 mm
- L 2045.00 1,0-2,0 mm
- M 2046.00 1,6-2,5 mm
- N 2047.00 1,6-2,0 mm

pear

- O 2051.00 0,8-1,0 mm
- P 2052.00 1,2-1,6 mm
- Q 2053.00 2,0-2,5 mm
- R 2057.00 1,6-2,0 mm

flat

- S 2071.00 0,8-1,0 mm
- T 2072.00 1,2-1,6 mm
- U 2073.00 2,0-2,5 mm
- V 2075.00 1,0-2,0 mm

elephant foot

- W 2124.00 2,0-2,5 mm

Excavators

stoma color-stick®

- A EXC 17S Ø 1,4 mm
- B EXC 17H Ø 1,6 mm
- C EXC 18H Ø 2,0 mm
- D EXC 19H Ø 2,5 mm

- E EXC 131/132 Ø 1,2 mm
- F EXC 129/130 Ø 1,5 mm
- G EXC 127/128 Ø 1,9 mm



Pluggers

sphere

- H Ø 0,8 - 1,0 mm
- I Ø 1,2 - 1,6 mm
- J Ø 2,0 - 2,5 mm
- K Ø 2,5 - 3,2 mm
- L Ø 1,0 - 2,0 mm
- M Ø 1,6 - 2,5 mm
- N Ø 1,6 - 2,0 mm



In this area we do have color-stick®-instruments as well and would be pleased to advise you!

pear

- O Ø 0,8 - 1,0 mm
- P Ø 1,2 - 1,6 mm
- Q Ø 2,0 - 2,5 mm
- R Ø 1,6 - 2,0 mm



flat

- S Ø 0,8 - 1,0 mm
- T Ø 1,2 - 1,6 mm
- U Ø 2,0 - 2,5 mm
- V Ø 1,0 - 2,0 mm



elephant foot

- W Ø 2,0 - 2,5 mm




Spatulas

Spatulas

- A 1 mm
- B 1,5 mm
- C 2 mm
- D 2,5 mm
- E 3,2 mm



 In this area we do have color-stick®-instruments as well and would be pleased to advise you!

Spatulas

- A **2001.00** 1 mm
- B **2002.00** 1,5 mm
- C **2003.00** 2 mm
- D **2004.00** 2,5 mm
- E **2005.00** 3,2 mm

Heidemann original (rigid) with sharp cutting edges for carving

- F 2 mm
- G 2,5 mm
- H 3 mm



Heidemann original

- F **2028.00** 2 mm
- G **2029.00** 2,5 mm
- H **2030.00** 3 mm

Heidemann flexible

- I 2 mm
- J 2,5 mm
- K 3 mm



Heidemann flexible

- I **2033.00** 2 mm
- J **2034.00** 2,5 mm
- K **2035.00** 3 mm

Heidemann flexible

stoma color-stick®

- L 2 mm
- M 2,5 mm



Heidemann flexible color-stick®

- L **7033.00** 2 mm
- M **7034.00** 2,5 mm

Cement spatulas

- N 5 mm
- O 6,5 mm
- P 8 mm



- Q 5 mm
- R 6,5 mm
- S 8 mm



Cement spatulas

- N **2301.00** 5 mm
- O **2302.00** 6,5 mm
- P **2303.00** 8 mm
- Q **2311.00** 5 mm
- R **2312.00** 6,5 mm
- S **2313.00** 8 mm

Composite instruments

Goldstein

Modelling instruments for composite fillings with fine, highly polished and flexible working ends. The highly polished surface prevents composites from sticking to the instrument.

stoma hy-grip®

Composite instruments

Goldstein

- A 12011.10**
1,5 / 2,5 mm GCI 1
- B 12012.10**
1,9 / 2,5 mm GCI 2
- C 12013.10**
2,5 / 2,5 mm GCI 3
- D 12014.10**
2,3 / 2,3 mm GCI 4
- E 12011.11**
0,9 / 1,5 mm GCI M1
- F 12013.11**
1,5 / 1,5 mm GCI M3
- G 12014.11**
1,6 / 1,6 mm GCI M4

A GCI 1



B GCI 2



C GCI 3



D GCI 4



E GCI M1



F GCI M3



G GCI M4



H Matrix-holding tweezers



- H 3440.00**
Matrix-holding tweezers

With these specially surface curved forceps sectional matrices, especially those in difficult to reach areas, are safely carried and axially introduced.



- I 2299.00**
Napkin holder

I Napkin holder, adjustable



Endodontics



Kit proposal 19009.10
WSR Kit



We would be pleased to advise you and show you the products of this set.

Endo metal mirrors

- A 7982.00 Ø 4,5 mm
B 7984.00 3 mm

Micro resection mirror

- C 4980.03 Ø 3 mm

Explorer for root canals

- D 7216.00 EXDG16

Spoon curette

- E 7705.00 3 / 4 mm

Plate curettes

- F 7706.15 1,5 mm
G 7706.25 2,5 mm
H 7706.40 4 mm

Endo mirrors

stoma color-stick®

Endo metal mirrors

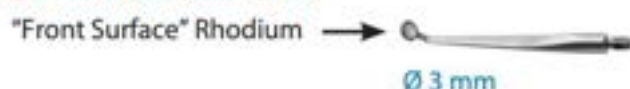


Ø 4,5 mm



3 mm
7 mm

C Micro resection mirror



Explorer for root canals

Explorer for locating root canals, Ø 6 mm, 17 cm

D EXDG16

stoma color-stick®



Endo bone curettes

stoma color-stick®

E Spoon curette



The use of the spoon curette is ideal for the anterior region or for removing larger cysts.

Plate curettes



As a consequence of the different shapes and sizes of plateshaped curettes, it becomes possible to carefully remove granulation tissue from the resection cavity. The various angles of the instruments allow the operating surgeon to carry out detailed work even in the posterior buccal region.

Endo sphere pluggers / spatulas

stoma color-stick®

Endo sphere pluggers / spatulas



For retrograde filling the cement can safely and precisely be applied at the site with the flat side of the modified sphere plugger. The angle facilitates the process of filling resected roots during transantral resection of the upper molar teeth.

The sphere can be used for condensing the filling material to achieve a bacteria-resistant marginal filling of the retrograde cavity.



Endo sphere pluggers / spatulas

- A 7081.00 1,5 / 1,5 mm
- B 7082.00 1,5 / 1,5 mm
- C 7084.00 2 / 2 mm

Endo micro flat pluggers

stoma color-stick®

Endo-Micro-Planstopfer Ø 0,7mm



Micro-pluggers are used to further condense the retrograde root filling. Their dimensions conform to that of diamond-coated ultrasonic attachments to allow for condensing the root filling material in the canal.

Endo micro flat pluggers
Ø 0,7 mm

- D 7085.00 straight
- E 7086.00 laterally angled
- F 7087.00 angled

Periodontology



www.stoma.de

Prof. Dr. R. Roessler Prophylaxis kit



A Prophylaxis kit

consisting of:

- 7751.12 Curette Gracey GRX51-2, yellow
- 7755.10 Curette Gracey GR5-6, yellow
- 7757.10 Curette Gracey GR7-8, green
- 7761.10 Curette Gracey GR11-12, violet
- 7763.10 Curette Gracey GR13-14, blue
- 7894.10 Curette GXC4, light blue
- 7835.10 Scaler H6-7, green
- 2991.07 p.i.c.-tray, with 2 racks for 7 instruments and clamp clip

"Concept of Bern" Prof. Dr. Dr. A. Sculean, M.S. Module Perio kit



B Module Perio kit

consisting of:

- 12927.00 Perio probe, North Carolina PNC
- 12920.00 Perio probe, Nabers CQ2N, colour-coded, DE
- 7755.10 Curette Gracey GR5-6, yellow
- 7757.10 Curette Gracey GR7-8, green
- 7761.10 Curette Gracey GR11-12, violet
- 7763.10 Curette Gracey GR13-14, blue
- 12941.00 Gingivectomy knife, Orban Or1-2, contra-angled, DE
- 12837.00 Chisel, Rhodes, Back Action
- 14621.15 Bone curette, Lucas, 1,5 mm, DE
- 7835.10 Scaler H6-7, green
- 2991.11 p.i.c.-tray, with 2 racks for 11 instruments and clamp clip



Please find further kits of Prof. Dr. Dr. A. Sculean, M.S. on page 27, 31, 41 and 46!



Prof. Dr. R. Roessler
University of applied
sciences, Cologne

Prophylaxis kit

A 19607.00

stoma Academy
Professional knowledge transfer.

- Periodontology
- Periodontal surgery
- Implantology

Please find current course
dates on www.stoma.de.



Prof. Dr. Dr. A. Sculean, M.S.
Director clinic f. periodon-
tology, University Bern

Module Perio kit

B 19908.02

stoma Academy
Professional knowledge transfer.

- Periodontology
- Periodontal surgery

Please find current course
dates on www.stoma.de.

We would be pleased to
advise you and show you
the products of this set.

stoma color-stick®

Number range 7, e.g.:

7XXX.00 Ø 8 mm

7XXX.10 Ø 10 mm

stoma color-stick®

Colour-coded handle concept.



stoma hy-grip®


Number range 1, e.g.:

1XXXX.10 Ø 10 mm

stoma hy-grip®

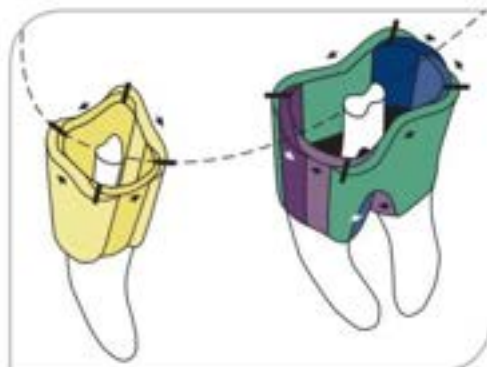
Hygienic handle system.



 storrit
steel

Gracey curettes

Colour code system of the original
color-stick® Gracey curettes



GR1-2, 3-4, 5-6
Anterior teeth



GR7-8, 9-10
Bicuspid and molars
buccal / oral



GR11-12, 15-16
Bicuspid and molars mesial,
furcation: mesial part
of the distal root



GR13-14, 17-18
Bicuspid and molars distal,
furcation: distal part
of the mesial root

Gracey curettes

GR1-2

A 7751.00 Ø 8 mm

B 7751.10 Ø 10 mm

GR3-4

C 7753.00 Ø 8 mm

D 7753.10 Ø 10 mm

GR5-6

E 7755.00 Ø 8 mm

F 7755.10 Ø 10 mm

stoma color-stick®

GR1-2 For all anterior teeth root surfaces (counter angle short).

A Ø 8 mm

B Ø 10 mm



GR3-4 For all anterior teeth and bicuspid root surfaces. The shaft is more strongly angled than the GR 1-2.

C Ø 8 mm

D Ø 10 mm



GR5-6 For all anterior teeth and bicuspid root surfaces. The shaft and cutter are slightly angled.

E Ø 8 mm

F Ø 10 mm



Gracey curettes

stoma color-stick[®]

GR7-8 For bicuspid and molars buccal and lingual root surfaces (medium length counter angle).

- A Ø 8 mm
- B Ø 10 mm



GR9-10 For buccal and lingual root surfaces where access is difficult. Very well suited for buccal and lingual bifurcations of bicuspid and molars (longer counter angle).

- C Ø 8 mm
- D Ø 10 mm



GR11-12 For all mesial, mesio-buccal and mesio-lingual side teeth surfaces.

- E Ø 8 mm
- F Ø 10 mm



GR13-14 For all side teeth distal, disto-buccal and distolingual root surfaces. The additional angling only provokes a minimum stretching of the cheek.

- G Ø 8 mm
- H Ø 10 mm



GR15-16 The terminal shank is more angled than the 11-12. Relieved root smoothing at points where access is difficult mesial in the lower jaw.

- I Ø 8 mm
- J Ø 10 mm



GR17-18 The shafts are more angled than the 13-14. Relieved root smoothing on tooth surfaces lying very far to the rear.

- K Ø 8 mm
- L Ø 10 mm



For the removal of concrement and the curettage of periodonatal pockets from depths of 5 mm, we have curettes in a range of XL and XS sizes.

The XL and XS curettes also have a single 3 mm extension and a slimmer working tip than standard Gracey curettes, thus providing better working access and greater freedom of movement.

XS curettes also have a shortened working tip to facilitate the entrance to root surfaces.

Contact us.

Gracey curettes

GR7-8

- A **7757.00** Ø 8 mm
- B **7757.10** Ø 10 mm

GR9-10

- C **7759.00** Ø 8 mm
- D **7759.10** Ø 10 mm

GR11-12

- E **7761.00** Ø 8 mm
- F **7761.10** Ø 10 mm

GR13-14

- G **7763.00** Ø 8 mm
- H **7763.10** Ø 10 mm

GR15-16

- I **7765.00** Ø 8 mm
- J **7765.10** Ø 10 mm

GR17-18

- K **7767.00** Ø 8 mm
- L **7767.10** Ø 10 mm

Gracey "XXS" curettes

GRXXS5-6
A 7755.62 Ø 10 mm

GRXXS7-8
B 7757.62 Ø 10 mm

GRXXS11-12
C 7761.62 Ø 10 mm

GRXXS13-14
D 7763.62 Ø 10 mm

Prophylaxis curettes

GRP5-6
E 7555.00 Ø 8 mm
F 7555.10 Ø 10 mm

GRP7-8
G 7557.00 Ø 8 mm
H 7557.10 Ø 10 mm

GRP9-10
I 7559.00 Ø 8 mm

GRP11-12
J 7561.00 Ø 8 mm
K 7561.10 Ø 10 mm

GRP13-14
L 7563.00 Ø 8 mm
M 7563.10 Ø 10 mm

Gracey "XXS" curettes

With shorter and more gracile working ends than Gracey „XS“ curettes for smaller defects.

stoma color-stick®



See also Micro surgery kit acc. to Prof. G. Zucchelli DDS, PhD on page 35!

GRXXS5-6 For front surfaces.
A Ø 10 mm



GRXXS7-8 For buccal / oral surfaces.
B Ø 10 mm



GRXXS11-12 For mesial surfaces.
C Ø 10 mm



GRXXS13-14 For distal surfaces.
D Ø 10 mm



Prophylaxis curettes

with a shorter first shaft

stoma color-stick®

GRP5-6 For all surfaces of the incisors, canines and bicuspid.
E Ø 8 mm
F Ø 10 mm



GRP7-8 For buccal and lingual surfaces of the bicuspid and molars.
G Ø 8 mm
H Ø 10 mm



GRP9-10 For hard to reach buccal and lingual surfaces of the molars.
I Ø 8 mm



GRP11-12 For mesial surfaces of the bicuspid and molars.
J Ø 8 mm
K Ø 10 mm



GRP13-14 For distal surfaces of the bicuspid and molars.
L Ø 8 mm
M Ø 10 mm



“Concept of Bern” Prof. Dr. Dr. A. Sculean, M.S. Module Titanium mini curette kit

A Module Titanium mini curette kit

consisting of:

- 5110.10 Mirror handle, blue
- 34964.00 Megaduo mirror, plane, size 4, Rhodium
- 5110.10 Mirror handle, blue
- 2922.20 Perio probe tip, PCPN22, titanium
- 7755.22 Titanium mini curette GRXS5-6, Ø 8 mm, yellow
- 7761.22 Titanium mini curette GRXS11-12, Ø 8 mm, violet
- 7763.22 Titanium mini curette GRXS13-14, Ø 8 mm, blue
- 2991.07 p.i.c.-tray, with 2 racks for 7 instruments and clamp clip



Please find further kits of Prof. Dr. Dr. A. Sculean, M.S. on page 23, 31, 41 and 46!



Prof. Dr. Dr. A. Sculean, M.S.
Director clinic f. periodontology, University Bern

Module
Titanium mini curette kit
A 19905.01

Titanium mini curettes

GRXS5-6

- B Ø 8 mm
- C Ø 10 mm



GRXS11-12

- D Ø 8 mm
- E Ø 10 mm



GRXS13-14

- F Ø 8 mm
- G Ø 10 mm



The new titanium mini curettes are intended to be used for the removal of concretions in case of peri-implant disease. Due to the special material of the titanium mini curettes, they can be used on most implants, without the risk of scratching the implant surface. Titanium mini curettes are characterized by their small toe compared to standard curettes. The combination of the small toe and single cutting edge considerably reduces tissue trauma and allows access to the narrow root surface.

Titanium perio probe tips

H PCPN22



I PCP11,5 WHO



J PCPNC North Carolina



Graduations are for guidance only, measurement results are to be tested by other methods!

stoma Academy
Professional knowledge transfer.

- Periodontology
- Periodontal surgery

Please find current course dates on www.stoma.de.

We would be pleased to advise you and show you the products of this set.

Titanium mini curettes

- GRXS5-6
 - B 7755.22 Ø 8 mm
 - C 7755.32 Ø 10 mm
- GRXS11-12
 - D 7761.22 Ø 8 mm
 - E 7761.32 Ø 10 mm
- GRXS13-14
 - F 7763.22 Ø 8 mm
 - G 7763.32 Ø 10 mm

Titanium perio probe tips

- H 2922.20
PCPN22
- I 2924.20
PCP11,5 WHO
- J 2927.20
PCPNC

Universal curettes

L1-2

- A 7861.00 Ø 8 mm
- B 7861.10 Ø 10 mm
- C 12861.10 Ø 10 mm

L3-4

- D 7863.00 Ø 8 mm
- E 7863.10 Ø 10 mm
- F 12863.10 Ø 10 mm

L5-6

- G 7865.00 Ø 8 mm
- H 7865.10 Ø 10 mm
- I 12865.10 Ø 10 mm

CU13-14

- J 7771.00 Ø 8 mm
- K 7771.10 Ø 10 mm
- L 12771.10 Ø 10 mm

CU2R-2L

- M 7772.00 Ø 8 mm
- N 7772.10 Ø 10 mm

CU4R-4L

- O 7774.00 Ø 8 mm
- P 7774.10 Ø 10 mm
- Q 12774.10 Ø 10 mm

GXC4

- R 7894.00 Ø 8 mm
- S 7894.10 Ø 10 mm
- T 12894.10 Ø 10 mm

Universal curettes

Langer

stoma color-stick®

stoma hy-grip®

L1-2 For the lower jaw side tooth area, mesial and distal surfaces

A Ø 8 mm

B Ø 10 mm



C Ø 10 mm

L3-4 For the upper jaw side tooth area, mesial and distal surfaces.

D Ø 8 mm

E Ø 10 mm



F Ø 10 mm

L5-6 For the upper and lower jaw anterior teeth area, mesial and distal surfaces.

G Ø 8 mm

H Ø 10 mm



I Ø 10 mm

Columbia University

CU13-14 For all side teeth and for anterior teeth.

J Ø 8 mm

K Ø 10 mm



L Ø 10 mm

CU2R-2L For the anterior tooth area.

M Ø 8 mm

N Ø 10 mm



CU4R-4L For the side tooth area.

O Ø 8 mm

P Ø 10 mm



Q Ø 10 mm

GXC4

R Ø 8 mm

S Ø 10 mm



T Ø 10 mm

Scalers

H6-7

- A Ø 8 mm
- B Ø 10 mm

stoma color-stick®

stoma hy-grip®



- C Ø 10 mm

MC135-145

- D Ø 8 mm
- E Ø 10 mm



- F Ø 10 mm

204S

- G Ø 8 mm
- H Ø 10 mm



- I Ø 10 mm

204SD

- J Ø 8 mm
- K Ø 10 mm



- L Ø 10 mm

T2-3

- M Ø 8 mm
- N Ø 10 mm



- O Ø 10 mm

CI2-3

- P Ø 8 mm
- Q Ø 10 mm



- R Ø 10 mm

U135

- S Ø 8 mm
- T Ø 10 mm



- U Ø 10 mm

Scalers

H6-7

- A 7835.00 Ø 8 mm
- B 7835.10 Ø 10 mm
- C 12835.10 Ø 10 mm

MC135-145

- D 7873.00 Ø 8 mm
- E 7873.10 Ø 10 mm
- F 12873.10 Ø 10 mm

204S

- G 7720.00 Ø 8 mm
- H 7720.10 Ø 10 mm
- I 12720.10 Ø 10 mm

204SD

- J 7721.00 Ø 8 mm
- K 7721.10 Ø 10 mm
- L 12721.10 Ø 10 mm

T2-3

- M 7725.00 Ø 8 mm
- N 7725.10 Ø 10 mm
- O 12725.10 Ø 10 mm

CI2-3

- P 7730.00 Ø 8 mm
- Q 7730.10 Ø 10 mm
- R 12730.10 Ø 10 mm

U135

- S 7718.00 Ø 8 mm
- T 7718.10 Ø 10 mm
- U 12718.10 Ø 10 mm

Surgery



“Concept of Bern” Prof. Dr. Dr. A. Sculean, M.S. Module Basic surgery kit



A Module Basic surgery kit

consisting of:

15108.00	Mirror handle with thread M 2.5
34964.00	Megaduo mirror, plane, size 4, Rhodium Front Surface, 1 piece
14514.03	Scalpel blade holder, straight
14051.17	Forceps, advanced, Cooley, 1,3 mm, straight
14052.17	Forceps, advanced, dissecting, TC, 1,3 mm, straight
14419.05	Periosteal elevator, De Wijs, 5 mm, DE
14418.00	Periosteal elevator, DE
14427.00	Micro retractor, Emos, DE
3602.13	Scissor Goldman-Fox, SC, curved
3565.11	Scissor, La Grange, toothed, 11,5 cm
14621.30	Bone curette Lucas, Ø 3,0 mm, DE
14621.25	Bone curette Lucas, Ø 2,5 mm, DE
3800.12	Clamp, Halsted-Mosquito, straight, 12,5 cm
14747.15	Needle holder, Castroviejo, Genon, TC, straight, 15 cm
4053.35	Tissue retractor, Kocher, 35x11 mm, 22 cm
3334.18	Suction pipe, Ø 4 mm, 18 cm
12965.00	Periotome, angled
12966.00	Periotome, straight
12967.00	Periotome, curved over surface
76452.00	p.i.c.-tray for Sculean Basic surgery kit

Recommended suture material and scalpel blades for this treatment area:

4335.41	Suture material stoma® medilene® 5-0, needle DSM 19
4522.65	Scalpel blades, fig. 15C
4522.62	Scalpel blades, fig. 12D

Please find further designs on page 33 resp. 58-59.



Prof. Dr. Dr. A. Sculean, M.S.
Direktor Klinik f. Parodontologie, Universität Bern

Module Basic surgery kit
A 19908.01

stoma Academy
Professional knowledge transfer.

- Periodontology
- Periodontal surgery

Please find current course dates on www.stoma.de.

We would be pleased to advise you and show you the products of this set.



Please find further kits of Prof. Dr. Dr. A. Sculean, M.S. on page 23, 27, 41 and 46!

Ost tray
A 19608.01

"Concept of Olsberg" Ost tray



A Ost tray consisting of:

stoma Academy
Professional knowledge transfer.

- Implantology
- Augmentation

Please find current course dates on www.stoma.de.

We would be pleased to advise you and show you the products of this set.

15108.00	Mirror handle with thread M 2.5
34964.00	Megaduo mirror, plane, size 4, Rhodium Front Surface, 1 piece
12930.00	Perio probe, Memmingen EX3A/PNC, DE
7774.00	Curette, Columbia University CU4R-4L, light blue
14514.03	Scalpel blade holder, straight
14670.00	Universal explorer, strong
14421.02	Periosteal elevator, Molt, fig. 2, DE
14672.00	Periosteal elevator, Olsberg
14636.20	Sharp spoon, Olsberg, Ø 2,0 mm, DE
14636.30	Sharp spoon, Olsberg, Ø 3,0 mm, DE
14050.17	Forceps, advanced, surgical 1:2 teeth, 1,3 mm, straight
14052.17	Forceps, advanced, dissecting, TC, 1,3 mm, straight
15095.17	Forceps, College, serrated
4708.14	Needle holder, Microvascular, TC, 15 cm
3545.16	Scissor, Kelly, toothed, straight, 16 cm
3491.18	Scissor, Metzenbaum-Fino, TC, curved, 18 cm
3805.12	Clamp, Halsted-Mosquito, curved, 12,5 cm
3264.00	Rongeur, Friedmann, round, 15 cm
4011.54	Mouth prop, adults (pack of 2)
4011.56	Mouth prop, children (pack of 2)
4012.00	Chain for mouth prop, 2 pieces
3841.10	Towel forceps, Tohoku, 10,5 cm, 2 pieces
4053.55	Tissue retractor, Kocher, 55x11 mm, 22 cm
4053.35	Tissue retractor, Kocher, 35x11 mm, 22 cm
5382.15	Irrigation cannula, with olive, Ø1,5 mm, 80 mm
3700.00	Tongue spatula, Brünings, 19 cm
78708.41	p.i.c.-tray for Olsberg Ost Tray



Please find further kits from the Concept of Olsberg on page 65, 75 und 93!

Scalpel blade holders

A fig. 3



Scalpel blade holder, straight

stoma hy-grip®

B Ø 8 mm



C Ø 10 mm



stoma color-stick®

D Ø 8 mm



E Ø 10 mm



Scalpel blade holders

A **4520.03**
fig. 3

straight
hy-grip®
B **14514.03**
Ø 8 mm

C **14520.03**
Ø 10 mm

color-stick®
D **7514.03**
Ø 8 mm

E **7514.13**
Ø 10 mm

Scalpel blades

Standard scalpel blades

Suitable for all handles on this page. Packaged individually and sterile.

F fig. 11



I fig. 12D



G fig. 12



J fig. 15C



H fig. 15



100
pieces

Standard scalpel blades

F **4522.11**
fig. 11

G **4522.12**
fig. 12

H **4522.15**
fig. 15

I **4522.62**
fig. 12D

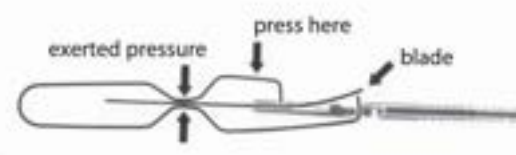
J **4522.65**
fig. 15C

Scalpel blade remover

K Scalpel blade remover "Kling-Ex"



How it works:



Kling-Ex
K **4525.00**

Scalpel blade holders

Twin scalpel blade holder

A 7513.15

A Twin scalpel blade holder, Solakoglu

stoma color-stick*



Due to the parallel arrangement of the scalpel blades at a distance of 2 mm, a homogeneous connective tissue which has a defined thickness over the entire length can be removed. The slightly offset arrangement of the blades enables the surgeon to clamp the shorter blade in the direction of the hard palate and thus reduce the depth of penetration of the blade on the side facing the palate.

Swivelling scalpel blade holder

B 14512.00

B Swivelling scalpel blade holder

stoma hy-grip*



The head may be swivelled in all directions and can therefore be used also for all surgical operations at points where access is difficult. Only standard scalpel blades are used (see p. 30).

Micro scalpel blade holder

C 14510.00

C Micro scalpel blade holder

stoma hy-grip*



Example of use: Carefully evading the inter-dental papillae (papilla prophylaxis), pre-defined gingiva excision is carried out with a delicate blade.

Micro blades

D 4509.63

fig. 63

E 4509.69

fig. 69

F 4510.64

fig. 64

G 4510.65

fig. 65

H 4510.67

fig. 67

Micro blades

Micro blades

25
pieces

D fig. 63



E fig. 69



I fig. 1



J fig. 2



K fig. 3



F fig. 64



G fig. 65



H fig. 67



Mini micro blades, moldable

L 4508.13

fig. F3

M 4508.14

fig. F4

Micro blades

10
pieces

Mini micro blades, moldable

L fig. F3



M fig. F4



"Bologna Concept" Prof. G. Zucchelli DDS, PhD Micro surgery kit



Prof. G. Zucchelli DDS, PhD
Professor at Bologna
University, Italy

Micro surgery kit
A 19915.00

A Micro surgery kit
consisting of:



Please find further kits of Prof. G. Zucchelli
DDS, PhD on page 44!

- | | |
|----------|---|
| 12927.00 | Perio probe, North Carolina PNC |
| 7757.62 | Curette Gracey GRXS7-8, green |
| 7761.62 | Curette Gracey GRXS11-12, violet |
| 7763.62 | Curette Gracey GRXS13-14, blue |
| 14514.03 | Scalpel blade holder, straight |
| 14510.00 | Micro scalpel blade holder |
| 14062.17 | Forceps, Cooley, surgical atraum., ultra fine, 0,6 mm, straight, 17,5 cm (2x) |
| 14425.00 | Periosteal elevator, Prichard PR3 |
| 14446.01 | Tunnel instrument fig. 1 |
| 14419.03 | Periosteal elevator, De Wijs, 3 mm |
| 14421.02 | Periosteal elevator, Molt, fig. 2 |
| 14438.00 | Periosteal elevator, Zucchelli, 2 / 2,5 mm |
| 14438.01 | Periosteal elevator, Zucchelli, 2 / 1,5 mm |
| 3501.11 | Scissors, Iris, plane, curved, 11,5 cm |
| 13555.16 | Micro scissors, Zucchelli, curved, extra fine, 16 cm |
| 14760.18 | Micro needle holder, Zucchelli, TC, 0,6 mm, straight, 18 cm |
| 14761.18 | Micro needle holder, Zucchelli, TC, 0,5 mm, straight, 18 cm |
| 76453.00 | p.i.c.-tray, with 2 racks for Zucchelli kits |

Recommended suture material and scalpel blades for this treatment area:

- | | |
|---------|---|
| 4316.31 | Suture material stoma® pga 6-0, needle DSM 11 |
| 4387.31 | Suture material stoma® pga 7-0, needle DSM 24-8 |
| 4277.31 | Suture material stoma® pga 7-0, needle DSM 10 |
| 4510.67 | Micro blades, fig. 67 |
| 4522.65 | Scalpel blades, fig. 15C |

Please find further designs on page 33-34 resp. 58-59.

stoma Academy
Professional knowledge transfer.

- Periodontology
- Periodontal surgery

Please find current course
dates on www.stoma.de.

We would be pleased to
advise you and show you
the products of this set.

Cannulas

Suction cannulas

- A 3333.15**
Ø 3 mm, 14 cm
- B 3333.18**
Ø 3 mm, 17 cm
- C 3334.15**
Ø 4 mm, 14 cm
- D 3334.18**
Ø 4 mm, 17 cm
- E 3336.15**
Ø 6 mm, 14 cm
- F 3336.18**
Ø 6 mm, 17 cm

- G 5701.18**
Ø 4 mm, 17 cm, titanium

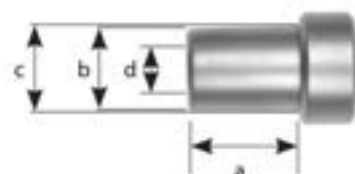
Surgical suction cannulas, metal
With small hole to prevent blocking.

- A** Ø 3 mm, 14 cm
- B** Ø 3 mm, 17 cm
- C** Ø 4 mm, 14 cm
- D** Ø 4 mm, 17 cm
- E** Ø 6 mm, 14 cm
- F** Ø 6 mm, 17 cm
- G** Ø 4 mm, 17 cm, with titanium point (length of point 15 mm)



Adapter for suction units

For reducing the diameter of the tube on the suction cannulas.



	a	b Ø	c Ø	d Ø	remark
H	20 mm	15 mm	15,5 mm	6,5 mm	e.g. for Duerr, ...
I	15 mm	15 mm	16 mm	6,5 mm	e.g. for Siemens, ...
J	18 mm	11 mm	11,5 mm	6,5 mm	e.g. for Ritter, Adec, ...

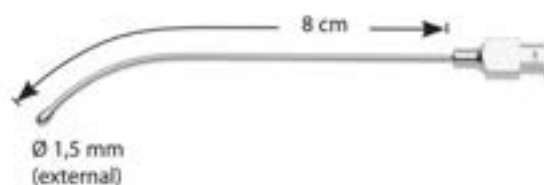
Adapter

- H 3338.00**
- I 3338.05**
- J 3338.10**

Irrigation cannula

- K 5382.15**

- K** Irrigation cannula with Luer lock, with olive



Water syringe

Water syringe

- L 5360.00**

- L** Full metal water syringe 10 ml with Luer lock cannula



Spare cannula

- M 5361.00**

- M** Spare cannula (Luer lock) for full metal water syringe **L**

Forceps

dissecting, with cross-groove



Semken, surgical, fine, 15,5 cm, 1:2 teeth



DeBakey



Clamps

Halsted-Mosquito

F 12,5 cm, straight

G 14 cm, straight

H 12,5 cm, curved

I 14 cm, curved



Kelly, 14 cm

J straight



K curved



Forceps

dissecting

A 4073.16

Semken

B 4077.15

straight

C 4078.15

curved

DeBakey

D 4090.16

straight

E 4091.16

curved

Clamps

Halsted-Mosquito

F 3800.12

12,5 cm, straight

G 3800.14

14 cm, straight

H 3805.12

12,5 cm, curved

I 3805.14

14 cm, curved

Kelly, 14 cm

J 3826.14

straight

K 3827.14

curved

Forceps

macro

Forms and dimensions for classical products and invasive interventions.

advanced

The working tip dimensions of advanced instruments can be categorized as something between classical macro-surgical instruments and micro-instrumentation. They allow fine sensitive working methods and mark the changeover to micro-surgical methods.

micro

The dimensions and characteristics of the working surfaces of micro-instruments are especially adjusted for the handling of materials and existent tissue structures in micro-surgery. A reduced space requirement makes for a better visualization, especially when working with simple magnifying glasses.

ultra fine

Ultra fine instruments are suitable for application in particularly fine tissue structures, e.g. in aesthetic plastic surgery, and when employing strong magnifying glasses or a microscope. The fine working tips permit a minimum of invasive intervention and are adjusted in their characteristics to the materials employed and the treated tissue structures.



stoma hy-grip®



length: 17 cm

Forceps

surgical, 1:2 teeth

A 14050.17
1,3 mm, straight

surgical, 1:2 teeth

B 14053.17
1,3 mm, curved

surgical, 2:3 teeth

C 14095.17
2,6 mm, straight

surgical, 3:4 teeth

D 14098.17
3,4 mm, curved

surgical, 1:2 teeth

straight



A 1,3 mm
advanced

curved



B 1,3 mm
advanced

surgical, 2:3 teeth

straight



C 2,6 mm
macro

surgical, 3:4 teeth

curved



D 3,4 mm
macro

Forceps

stoma hy-grip[®]



length: 17 cm

Cooley, surgical atraumatic
straight



A 1,3 mm
= advanced

curved



B 1,3 mm
= advanced

anatomic, TC
straight



C 1,3 mm
= advanced
tungsten carbide

curved



D 1,3 mm
= advanced
tungsten carbide

DeBakey
straight



E 1,8 mm
= macro

College
curved



F 1,8 mm
= macro

Tissue grasping and suture forceps, Team Atlanta
curved



G Ø 2,0 mm
= macro

curved



H Ø 1,3 mm
= advanced

Forceps

Cooley, surg. atraumatic

A 14051.17
1,3 mm, straight

B 14054.17
1,3 mm, curved

anatomic, TC

C 14052.17
1,3 mm, straight

D 14055.17
1,3 mm, curved

DeBakey

E 14097.17
1,8 mm, straight

College

F 15095.17
1,8 mm, curved

Tissue grasping and suture
forceps, Team Atlanta

G 14142.17
Ø 2,0 mm, curved

H 14140.17
Ø 1,3 mm, curved

Forceps

surgical, 1:2 teeth

A 14060.17
0,6 mm, straight

B 14094.17
0,8 mm, straight

C 14061.17
0,6 mm, curved

D 14089.17
0,8 mm, curved

Cooley, surgical, atraumatic

E 14062.17
0,6 mm, straight

F 14096.17
0,8 mm, straight

G 14063.17
0,6 mm, curved

H 14099.17
0,8 mm, curved

anatomic, TC

I 14066.17
0,6 mm, straight, smooth

J 14093.17
0,8 mm, straight, w. profile

K 14065.17
0,8 mm, curved, w. profile

Cooley / Schmelzeisen

L 14136.17
0,8 mm, straight

Forceps

stoma hy-grip®

surgical, 1:2 teeth
straight



A 0,6 mm
ultra fine

B 0,8 mm
micro

curved



C 0,6 mm
ultra fine

D 0,8 mm
micro

Cooley, surgical, atraumatic
straight



E 0,6 mm
ultra fine

F 0,8 mm
micro

curved



G 0,6 mm
ultra fine

H 0,8 mm
micro

anatomic, TC
straight

 tungsten carbide



I 0,6 mm
smooth
ultra fine

J 0,8 mm
with profile
micro

curved



 tungsten carbide

K 0,8 mm
with profile
micro

Cooley / Schmelzeisen



L 0,8 mm
micro

In comparison to normal forceps, these forceps have been specially bent to allow working comfortably in retro-molar areas.



“Concept of Bern” Prof. Dr. Dr. A. Sculean, M.S. Module Micro surgery kit



A Module Micro Surgery kit

consisting of:

14510.00	Micro scalpel blade holder
14413.00	Micro periosteal elevator, Memmingen
14419.03	Periosteal elevator, De Wijs, 3 mm, DE
14062.17	Forceps, Cooley, surgical atraumatic, ultra fine, 0,6 mm, straight, 17,5 cm
14760.18	Micro needle holder, TC, 0,6 mm, straight, 18 cm
13555.16	Micro scissors, curved, extra fine, 16 cm
14140.17	Tissue grasping forceps, Ø 1,3 mm, 17 cm
3562.13	Scissor, Goldman-Fox, toothed, curved, 13 cm
14620.00	Bone scraper, 5 mm + 7 mm, DE
14616.00	Universal instrument Biehler for augmentation surgery
6553.00	p.i.c.-tray, with 2 racks for 7 instruments, 1 rack for tweezers, 2 holding bolts and cover

Recommended suture material and scalpel blades for this treatment area:

4346.41	Suture material stoma® medilene® 6-0, needle DSM 13
4326.41	Suture material stoma® medilene® 6-0, needle DSM 16
4509.69	Micro blades, fig. 69

Please find further designs on page 34 resp. 58-59.



Prof. Dr. Dr. A. Sculean, M.S.
Director clinic f. periodontology, University Bern

Module Micro Surgery kit
A 19908.03

stoma Academy
Professional knowledge transfer.

- Periodontology
- Periodontal surgery

Please find current course dates on www.stoma.de.

We would be pleased to advise you and show you the products of this set.



Please find further kits of Prof. Dr. Dr. A. Sculean, M.S. on page 23, 27, 31 and 46!

Micro scissors

Mini-Gomel

- A 13551.11**
11 cm, curved

Gomel

- B 13551.16**
16 cm, curved

C 13552.16

16 cm, angled

D 13554.16

16 cm, angled

Gomel / Schmelzeisen

- E 13553.16**
16 cm, curved and angled

Zucchelli

- F 13555.16**
16 cm, curved

Micro needle holders

Zucchelli

- G 14760.18**
18 cm, straight, smooth

Zucchelli

- H 14761.18**
18 cm, straight, smooth

Micro scissors

stoma hy-grip®

Mini-Gomel

- A 11 cm, curved**

micro

Gomel

- B 16 cm, curved**

micro

Gomel

- C 16 cm, angled**

micro

- D 16 cm, angled**

micro

- E Gomel / Schmelzeisen**
16 cm, curved and angled

micro



A finely serrated cutting edge prevents the scissors slipping from the tissue or suture.

F Zucchelli

- 16 cm, curved

ultra fine

Micro needle holders

G Zucchelli

- 18 cm, straight, smooth

0,6 mm

ultra fine

tungsten carbide

H Zucchelli

- 18 cm, straight, smooth

0,5 mm

ultra fine

tungsten carbide

Micro needle holders

Barraquer

stoma hy-grip®

tungsten carbide



Delicate, perio-surgical spring needle holder may be turned in the hand, for atraumatic suturing. Fine sutures are created with lateral or with apical shifting lobes, on free mucous membrane transplantation.

micro

	width of jaw	form of jaw	length
A	0,8 mm		15 cm
B	0,8 mm		18 cm
C	0,8 mm		18 cm

advanced

	width of jaw	form of jaw	length
D	1,2 mm		15 cm
E	1,2 mm		15 cm
F	1,2 mm		18 cm
G	1,2 mm		18 cm

Castroviejo

stoma hy-grip®

with protected internal spring

tungsten carbide



micro

	width of jaw	form of jaw	length
H	0,8 mm		15 cm
I	0,8 mm		15 cm
J	0,8 mm		18 cm

advanced

	width of jaw	form of jaw	length
K	1,2 mm		15 cm
L	1,2 mm		15 cm
M	1,2 mm		18 cm
N	1,2 mm		18 cm

Micro needle holders
Barraquer

A 14751.15 curved
0,8 mm, 15 cm

B 14750.18 straight
0,8 mm, 18 cm

C 14751.18 curved
0,8 mm, 18 cm

D 14745.15 straight
1,2 mm, 15 cm

E 14746.15 curved
1,2 mm, 15 cm

F 14745.18 straight
1,2 mm, 18 cm

G 14746.18 curved
1,2 mm, 18 cm

Castroviejo

H 14758.15 straight
0,8 mm, 15 cm

I 14759.15 curved
0,8 mm, 15 cm

J 14758.18 straight
0,8 mm, 18 cm

K 14748.15 straight
1,2 mm, 15 cm

L 14749.15 curved
1,2 mm, 15 cm

M 14748.18 straight
1,2 mm, 18 cm

N 14749.18 curved
1,2 mm, 18 cm



Prof. G. Zucchelli DDS, PhD
Professor at Bologna
University, Italy

Perio surgery kit
A 19915.01

stoma Academy
Professional knowledge transfer.


- Periodontology
- Periodontal surgery

Please find current course
dates on www.stoma.de.

We would be pleased to
advise you and show you
the products of this set.

"Bologna Concept" Prof. G. Zucchelli DDS, PhD Perio surgery kit



 Please find further kits of Prof. G. Zucchelli
DDS, PhD on page 35!

A Perio surgery kit consisting of:

12927.00	Perio probe, North Carolina PNC
7757.00	Curette Gracey GR7-8, green
7761.00	Curette Gracey GR11-12, violet
7763.00	Curette Gracey GR13-14, blue
14514.03	Scalpel blade holder, straight (2x)
14096.17	Forceps, Cooley, surgical atraumatic, 0,8 mm, straight, 17,5 cm
12947.00	Gingivectomy knife GF7
12951.00	Gingivectomy knife GF11
14425.00	Periosteal elevator, Prichard PR3
14415.00	Periosteal elevator, Freer
12837.00	Chisel, Rhodes, Back Action
12845.00	Chisel, Fedi PF1
12846.00	Chisel, Fedi PF2
3501.11	Scissors, Iris, plane, curved, 11,5 cm
13551.16	Micro scissors, Gomel, curved, 16 cm
14745.18	Micro needle holder, Barraquer, TC, 1,2 mm, straight, 18 cm
76453.01	p.i.c.-tray, with 2 racks for Zucchelli kits

Recommended suture material and scalpel blades for this treatment area:

4316.31	Suture material stoma® pga 6-0, needle DSM 11
4522.65	Scalpel blades, fig. 15C

Please find further designs on page 33 resp. 58-59.

Recommended and optionally available products for this treatment area:

12841.00	Chisel, Ochsenbein, curved upwards, fig. 1
12842.00	Chisel, Ochsenbein, curved downwards, fig. 2

Soft tissue splitters

Steigmann

stoma hy-grip[®]

A edgeless / pointed, straight



B edgeless, curved



C pointed, curved



- simple and controlled transection of the epithelium in pre-defined thickness
- quick and entire separation of the periosteum
- excellent access even in the side tooth area
- rounded working ends minimize fissuring of the tissue, thus considerable minimization of post-operative disorders like oedema

Soft tissue splitters

Steigmann
edgeless / pointed

A 14450.00

edgeless

B 14450.01

pointed

C 14450.02

Gingivectomy knives

stoma hy-grip[®]

D Orban O1-2



Particularly suitable for posterior inter-dental incision because of counter angle.

E Kramer Nevins 7



F Kramer Nevins 11



G GF 7



H GF 11



I Kirkland K15-16



Gingivectomy knives

Orban O 1-2

D 12941.00

Kramer Nevins 7

E 12945.00

Kramer Nevins 11

F 12946.00

GF 7

G 12947.00

GF 11

H 12951.00

Kirkland K15-16

I 12955.00



Prof. Dr. Dr. A. Sculean, M.S.
Director clinic f. periodontology, University Bern

Module Plastic Esthetic Surgery kit

A 19908.04


stoma Academy
Professional knowledge transfer.

- Periodontology
- Periodontal surgery

Please find current course dates on www.stoma.de.

We would be pleased to advise you and show you the products of this set.

"Concept of Bern" Prof. Dr. Dr. A. Sculean, M.S. Module Plastic esthetic surgery kit

 Please find further kits of Prof. Dr. Dr. A. Sculean, M.S. on page 23, 27, 31 and 41!



A Module Plastic Esthetic Surgery kit

consisting of:

- | | |
|----------|---|
| 14446.21 | Tunnel instrument fig. 1, mini |
| 14446.22 | Tunnel instrument fig. 2, mini |
| 14446.23 | Tunnel instrument Sculean / Aroca, fig. 3, mini |
| 14446.24 | Tunnel instrument Sculean / Aroca, fig. 4, mini |
| 14439.00 | Periosteal elevator |
| 12839.00 | Bone chisel |
| 12850.00 | Periodontal chisel |
| 2991.07 | p.i.c. [®] -tray, with 2 racks for 7 instruments |



Pronounced multiple recession in the aesthetic area.

Employment of the Sculean or Aroca tunnel instrument to obtain an atraumatic and complete mobilization of the buccal mucosae.



Application and fixture of the connective tissue transplant in the prepared tunnel.

Entire tensionless coverage of the connective tissue and the recession.



Situation four months post-surgery

Instruments for tunneling

stoma hy-grip®

Tunnel instrument

- A fig. 1
- B fig. 1 mini



Tunnel instrument

- C fig. 2
- D fig. 2 mini



Tunnel instrument Sculean / Aroca

- E fig. 3
- F fig. 3 mini



Tunnel instrument Sculean / Aroca

- G fig. 4
- H fig. 4 mini



I Periosteal elevator



J Bone chisel

 2,5 mm

 3 mm



K Periodontal chisel

 2 mm

 3 mm



Tunnel instrument

- A **14446.01**
fig. 1
- B **14446.21**
fig. 1 mini

Tunnel instrument

- C **14446.02**
fig. 2
- D **14446.22**
fig. 2 mini

Tunnel instrument
Sculean / Aroca

- E **14446.03**
fig. 3
- F **14446.23**
fig. 3 mini

Tunnel instrument
Sculean / Aroca

- G **14446.04**
fig. 4
- H **14446.24**
fig. 4 mini

Periosteal elevator

- I **14439.00**

Bone chisel

- J **12839.00**

Periodontal chisel

- K **12850.00**

Kit proposal 19601.03
Kit for tunneling procedures
Memmingen



We would be pleased to advise you and show you the products of this set.

Periosteal elevator
A 14439.00

Tunnel instrument Memmingen
B 14442.00

Tunnel instrument Memmingen
C 14441.00
fig. 1

Tunnel instrument Memmingen
D 14443.00
fig. 2

Instruments for tunneling

stoma hy-grip®

A Periosteal elevator



With the slightly bent tip of the periosteal elevator the attached mucosa is subjected to sharp supraperiosteal dissection beginning at the gingival edge. The shape of the instrument's tip prevents the perforation of the mucosal flap. In the mobile mucosal area, the dissection continues to be executed in a minimally invasive manner, with the aid of a flat, arrow-shaped tip.

B Tunnel instrument Memmingen, curved



This instrument for lateral tunneling is suitable for use in the lateral tooth area. The angle of the two slightly bent tips facilitates access and makes secure and atraumatic mucosal flap preparation possible.

C Tunnel instrument Memmingen, angled

fig. 1



The special angle of this knife and short, pointed arrow-shaped form of the instrument's tips permit tunnel preparation of those approximal regions which are difficult to access. Extremely flat tips permit gentle tunneling of the papillae.

D Tunnel instrument Memmingen, angled

fig. 2



This knife differs from the knife fig. 1 through its right-angle curvature at the tip ends. When properly indicated (bridge flaps), this instrument is used to perform tunnel preparation, apical to coronal, via access from the turn-out fold.

Bone files

stoma hy-grip®

A Sugarman 3-4S



B Schluger 9-10



Bone files

Sugarman 3-4S

A 12853.00

Schluger 9-10

B 12859.00

Chisels

stoma hy-grip®

C Rhodes 36-37

Contra-angling for applications involving drawing



D Ochsenbein, fig. 4



Ochsenbein, heavy periodontal chisel



E fig. 1, curved upwards

F fig. 2, curved downwards

Chisels

Rhodes 36-37

C 12837.00

Ochsenbein, fig. 4

D 12849.00

Ochsenbein

E 12841.00 fig. 1
curved upwards

F 12842.00 fig. 2
curved downwards

Fedi

G fig. 1

2 mm

2 mm

H fig. 2

2,5 mm

2,5 mm

I fig. 3

3 mm

3 mm

Fedi

G 12845.00

2 mm / 2 mm fig. 1

H 12846.00

2,5 mm / 2,5 mm fig. 2

I 12847.00

3 mm / 3 mm fig. 3

Sharp spoons

Olsberg, 16,5 cm

- A 14636.20 2 mm
- B 14636.25 2,5 mm
- C 14636.30 3 mm
- D 14636.35 3,5 mm

Hemingway, 17,5 cm

- E 4636.25 2,5 mm
- F 4636.30 3 mm
- G 4636.35 3,5 mm
- H 4636.45 4,5 mm

Will, 17 cm

- I 4630.25 2,5 mm
- J 4630.30 3 mm
- K 4630.35 3,5 mm

Bone curettes

Lucas, 17 cm

- L 14621.15 1,5 mm
- M 14621.25 2,5 mm
- N 14621.30 3 mm
- O 14621.50 5 mm

Lucas, 17 cm
with toothing

- P 14621.65 1,5 mm
- Q 14621.75 2,5 mm
- R 14621.80 3 mm

- S 14623.00

Sharp spoons

Olsberg, 16,5 cm

stoma hy-grip*



- | | | | |
|----------|--|----------|--|
| A 2 mm | | C 3 mm | |
| B 2,5 mm | | D 3,5 mm | |

Hemingway, 17,5 cm, modified



- | | | | |
|----------|--|----------|--|
| E 2,5 mm | | G 3,5 mm | |
| F 3 mm | | H 4,5 mm | |

Will, 17 cm



- | | | | |
|----------|--|----------|--|
| I 2,5 mm | | K 3,5 mm | |
| J 3 mm | | | |

Bone curettes

stoma hy-grip*

Lucas, 17 cm



- | | | | |
|----------|--|----------|--|
| L 1,5 mm | | P 1,5 mm | |
| M 2,5 mm | | Q 2,5 mm | |
| N 3 mm | | R 3 mm | |
| O 5 mm | | | |

with toothing



The toothing allows an efficient removal of e.g. coarse granulation tissue or cysts.

S

stoma hy-grip*

4 mm



5 mm

Periosteal elevators

Williger, 16 cm



A 4,5 mm



B 6 mm



Obwegeser, 18 cm

stoma hy-grip®



C 6 mm



D 8 mm



Molt

stoma hy-grip®

E fig. 1



F fig. 2



G fig. 3



The muco-periostum lobe is detached with the narrow working end and retracted with the broad one. The rounded working part reduces the pressure points on the lip and cheek as far as possible.

H Olsberg

stoma hy-grip®



De Wijs, 17 cm

stoma hy-grip®



I 3 mm



J 5 mm



Due to its specially designed ends, the De Wijs periosteal elevator yields two benefits: atraumatic handling of the mucosa and a better view of the prepared area.



Periosteal elevators

Williger, 16 cm

A 4412.04

4,5 mm

B 4412.06

6 mm

Obwegeser, 18 cm

C 14437.06

6 mm

D 14437.08

8 mm

Molt

E 14421.01

fig. 1

F 14421.02

fig. 2

G 14421.03

fig. 3

Olsberg

H 14672.00

De Wijs, 17 cm

I 14419.03

3 mm

J 14419.05

5 mm

Periosteal elevators

Periosteal elevators

Palti / Molt, 18 cm

A 14422.00

stoma hy-grip®

A Palti / Molt, 18 cm

Periosteal elevator with hole, for gentle detachment of the mucoperiosteal flap. The hole allows for easy suturing or fixing a membrane by means of a pin.



Khayat

B 14435.00

B Khayat



Prichard

C 14425.00

PR3

Prichard

C PR3
straight



F 14425.03

PR3

F PR3
straight, with hole



EMOS

G 14427.00

G EMOS



Periosteal elevators

stoma hy-grip[®]

A Memmingen

Periosteal elevator / elevator papillas



B Elevator papillas

Ø 2 mm

Ø 3 mm



C Freer, 17 cm

sharp

edgeless

3 mm

3 mm



D Buser, 17 cm

5 mm

4 mm



E Palti, 17 cm

5 mm

3 mm



Combined periosteal elevator with one lance-shaped and one round working end. The lance-shaped working end is used for detaching the papillae and the marginal gingival crest. After that, the round end is used for gentle detachment of the mucoperiosteal flaps without damaging the tissue.

F Glickmann, fig. 24G

4 mm

4 mm



G Zucchelli

2,5 mm

■ ultra fine

2 mm



H Zucchelli

2 mm

■ ultra fine

1,5 mm



Periosteal elevators

Memmingen

A 14413.00

Elevator papillas

B 14414.00

Freer, 17 cm

C 14415.00

Buser, 17 cm

D 14416.00

Palti, 17 cm

E 14418.00

Glickmann

F 14424.00

fig. 24G

Zucchelli

G 14438.00

H 14438.01

Needle holders

Needle holders

Lichtenberg

A 4725.14
14 cm, 2 mm, straight

B 4725.17
17 cm, 2 mm, straight

C 4741.17
17 cm, 2 mm, curved

D 4740.17
17 cm, 1,3 mm, straight

Castroviejo / Genon

E 14747.15
15 cm, 2,2 mm, straight

Stoma

F 4738.17
17 cm, 2,2 mm, straight

G 4739.17
17 cm, 2,2 mm, curved

H 4742.17
17 cm, 1,5 mm, straight

I 4743.17
17 cm, 1,5 mm, curved

Lichtenberg

Very popular model thanks to its light weight and smooth moving action, with suture groove.

 tungsten carbide

 macro

A 14 cm, 2 mm 

B 17 cm, 2 mm 

C 17 cm, 2 mm 

 advanced

D 17 cm, 1,3 mm 



Castroviejo / Genon

Powerful design with thread groove, **straight**

stoma hy-grip®

 tungsten carbide

 macro

E 15 cm, 2,2 mm 



Stoma

 tungsten carbide

 macro

F 17 cm, 2,2 mm 

G 17 cm, 2,2 mm 

 advanced

H 17 cm, 1,5 mm 

I 17 cm, 1,5 mm 



Needle holders


Crile-Wood

 macro

A 15 cm, 2 mm 

B 18 cm, 2 mm 

 tungsten carbide



Needle holders

Crile-Wood

A 4710.15
15 cm, 2 mm

B 4710.18
18 cm, 2 mm


Microvascular

 advanced

C 15 cm, 1,2 mm 

D 18 cm, 1,2 mm 

 tungsten carbide



Microvascular

C 4708.14
15 cm, 1,2 mm

D 4708.18
18 cm, 1,2 mm

diamond coated

 micro

E 14,5 cm, 1 mm 



diamond coated

E 4760.15
14,5 cm, 1 mm

stoma suture®
Reliable wound closure.



www.stoma.de

The thread

Characteristics:

- non absorbable, polyfilament, synthetic braid of polyester fibres
- high tensile strength and safer knots due to special braiding structure
- homogeneous uniform thread surface, this results in an outstanding slide ability
- reduced wick effect due to impregnation

stoma[®]-fil

Characteristics:

- non absorbable, polyfilament, natural suture from the web of the silkworm
- good tensile strength owing to special braiding
- extremely supple and flexible
- good knotting characteristics as well as greater knot security, uniform structure
- capillarity reduced due to impregnation

stoma[®]-silk

Characteristics:

- non-absorbable, synthetic thread made of "polyamide 6"
- pseudomonofilament up to thread strength USP 4-0 (metric 1.5) and monofilament thread strength USP 5-0 (metric 1) and up
- combines the characteristics of braided threads (flexibility and easy knotting) and monofilament threads (smooth surface)
- no wick effect due to external sheath

stoma[®]-supramid

Characteristics:

- non-absorbable, monofilament thread made of polyvinylidene difluoride
- excellent handling due to optimum mechanical characteristics, with ensured knot security compared to other monofilament threads
- other characteristics include high knot tensile strength and suppleness
- no wick effect

stoma[®]-medilene®

Characteristics:

- absorbable, polyfilament, synthetic, suture material made of polyglycolide (PGA)
- extraordinarily high-grade and extremely supple thanks to precision braiding and coating
- guarantees perfect knot security, exact positioning and repositioning
- high tensile strength and gentle yet effective tissue passage
- the tear strength of stoma[®]-pga is still 50% after 14 to 16 days and the absorption ends after about 90 days

stoma[®]-pga

Characteristics:

- has largely the same characteristics as stoma[®]-pga
- the tear strength of stoma[®]-pga rapid is still approx. 50% after 7 days and approaches zero after 21 days
- The decomposition process is totally completed after about 42 days.

stoma[®]-pga rapid

Characteristics:

- non-absorbable thread made of polytetrafluoroethylene (PTFE) with high biocompatibility
- white suture with black needle for better visibility in the surgical field
- the thread does not retain the coiled shape after unpacking
- surgical knot is durable and does not loosen
- unique softness and smoothness enables to go through soft tissues minimizing micro-damage reaction around tissue duct

stoma[®]-PTFE black

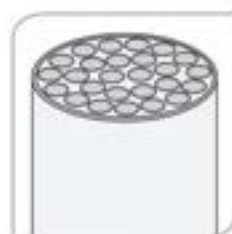
The thread

The primary task of suture material is to sufficiently protect the sutured structures from other influences while the wound is healing.

A distinction is made between monofilament, polyfilament and pseudomonofilament thread:



monofilament



pseudomonofilament



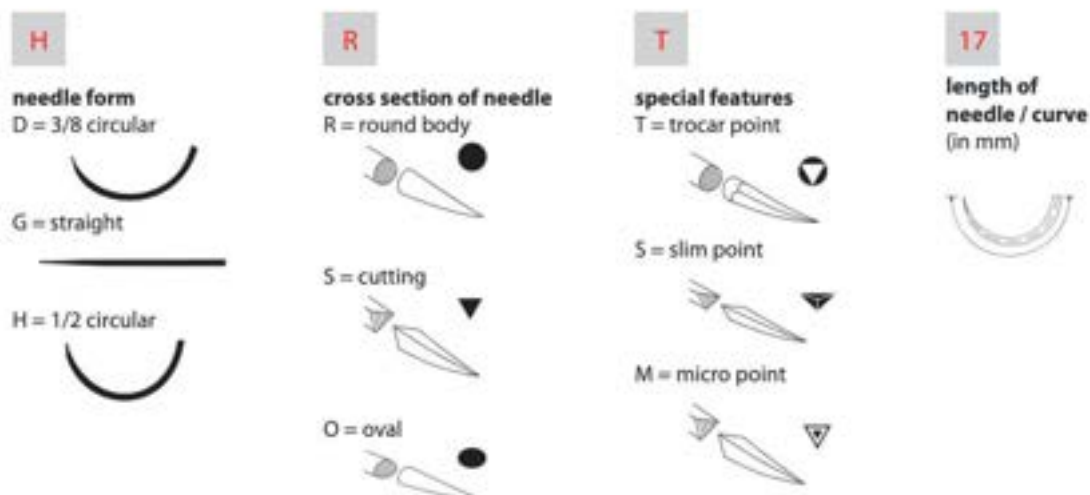
polyfilament

Capillarity (wick effect):

Braided threads draw tissue fluid and microbes like a wick into the inside of the wound. This problem can be reduced or rather solved by means of special coatings.

The coding of the needle

The coding of the needle shape is composed of different letters and numbers:



Characteristics of the needle:

- made from high-grade stainless steel.
- due to unique alloying and surface treatment a very high bend resistance.
- allow for easy piercing with minimum wound trauma due to their polished surface and a smooth interface between the needle and the thread. This causes an absolutely minimal amount of tissue trauma. Thanks to special grinding treatment, the needle tip remains sharp even after multiple piercings.

Length of thread 55 cm
material

12 pieces

stoma-PTFE black
monofilament
white
black needle

needle	type	thread thickness metric	thread thickness USP	ref.no.
	HOT 16	2	3-0	4123.63
	HOT 16	1	5-0	4125.63
	HOT 13	0,7	6-0	4116.63

Needle-suture-combination

Length of thread 45 cm
material

12
pieces

stoma-fil
polyfilament
green

needle	type	thread thickness		ref.no.
		metric	USP	
	HR 17	2	3-0	4253.21
	HR 22	2	3-0	4233.21
	HRT 17	2	3-0	4293.21
		1,5	4-0	4294.21
	HS 18	1,5	4-0	4224.21

stoma-bilk
polyfilament
black

	GR 19	2	3-0	4203.01
		1,5	4-0	4204.01
	HR 12	1,5	4-0	4244.01
	HR 17	2	3-0	4253.01
		1,5	4-0	4254.01
	HR 22	2	3-0	4233.01
	HRT 17	2	3-0	4293.01
		1,5	4-0	4294.01
	HS 18	3	2-0	4222.01
		2	3-0	4223.01
		1,5	4-0	4224.01
	HS 23	2	3-0	4163.01
	DS 18	2	3-0	4263.01

Suture material is not available in every country! Please ask your local dealer.

stoma-supramid
black

- pseudomonofilament up to thread strength USP 4-0 (metric 1,5)
- monofilament as of thread strength USP 5-0 (metric 1)

	GR 19	1,5	4-0	4204.11
	HR 17	1,5	4-0	4254.11
	HR 22	1,5	4-0	4234.11
	HRT 17	2	3-0	4293.11
		1,5	4-0	4294.11
	HS 12	1,5	4-0	4184.11
		1	5-0	4185.11
	HS 18	2	3-0	4223.11
		1,5	4-0	4224.11
	HS 23	2	3-0	4163.11
	DSS 13	1	5-0	4285.11
	DSS 16	1	5-0	4355.11

stoma-medilene®
monofilament
blue

	DSM 10	0,7	6-0	4276.41
	DSM 13	0,7	6-0	4346.41
	DSM 16	0,7	6-0	4326.41
	DSM 19	1	5-0	4335.41

stoma-pga
polyfilament
violet

	HR 17	1,5	4-0	4254.31
	DSM 11	0,7	6-0	4316.31
	DSM 10	0,5	7-0	4277.31
	DSM 24-8	0,5	7-0	4387.31

stoma-pga rapid
polyfilament
white

	DSM 11	0,7	6-0	4316.51
--	--------	-----	-----	----------------

Length of thread 75 cm
material

stoma-supramid
pseudomonofilament / monofilament
black

needle	type	thread thickness		ref.no.
		metric	USP	
	HS 18	1,5	4-0	4224.16

Cheek retractors

Sternberg, 14 cm

A 4032.00

Cawood-Minnesota, 15,5 cm

B 4035.00

Vestibulum retractor

C 4034.02

Vestibulum retractor flexible

D 4034.05

Hilger

E 4015.01

Middeldorpf, 20 cm

F 4039.01

fig. 1, 15 x 15 mm

G 4039.02

fig. 2, 20 x 22 mm

Cheek retractors

A Sternberg, 14 cm

33,5 mm



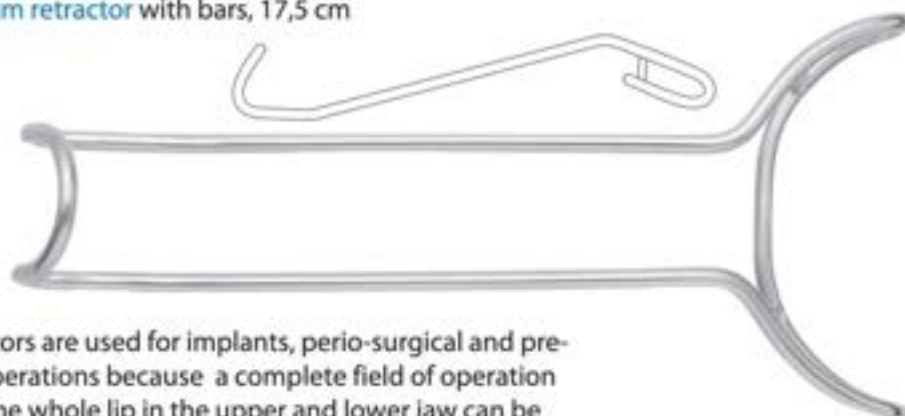
23,5 mm

B Cawood-Minnesota, 15,5 cm

Ultra-light cheek retractor for front and side tooth area.



C Vestibulum retractor with bars, 17,5 cm



These retractors are used for implants, perio-surgical and pre-prosthetic operations because a complete field of operation is ensured. The whole lip in the upper and lower jaw can be retracted with one hand. Particularly suitable for photographic documentation.

D Vestibulum retractor flexible, 17,5 cm



E Hilger

retractor-attachment, for all mouth mirror handles with M 2.5 thread.

23 mm



Middeldorpf, 20 cm



F fig. 1, 15 x 15 mm



G fig. 2, 20 x 22 mm

Cheek and wound retractors

A Sontheimer
stoma hy-grip®



Kocher, 22 cm



B 28 x 7 mm

C 35 x 11 mm

D 55 x 11 mm

E Barth, 17 cm
50 x 30 mm



Tongue spatula

F Brünings, 19 cm



Mouth props

Mouth props without chain

G adults

H children

2 pieces



I Chain for mouth prop
(without illustration)

Cheek and wound
retractors
Sontheimer
A 14428.00

Kocher, 22 cm

B 4053.25

28 x 7 mm

C 4053.35

35 x 11 mm

D 4053.55

55 x 11 mm

Barth, 17 cm

E 4030.00

50 x 30 mm

Tongue spatula

Brünings, 19 cm

F 3700.00

Mouth props

without chain

G 4011.54

adults

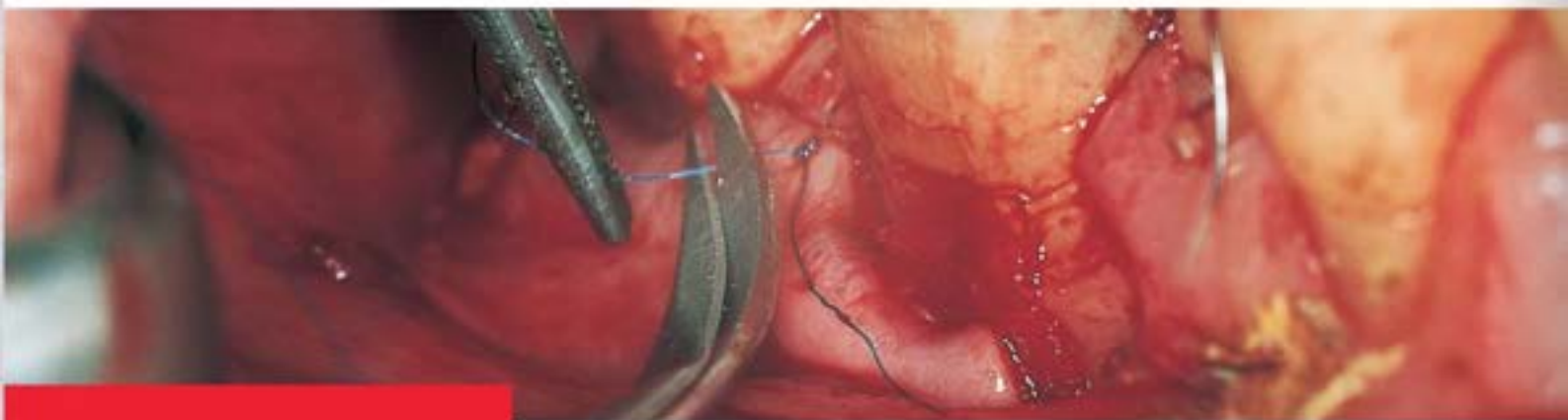
H 4011.56

children

Chain for mouth prop

I 4012.00

Scissors



The cutting edge is available in the following various types:



The cutting edges are smooth on both sides.



A serrated cutting edge prevents the scissors slipping e.g. from sutures and tissue.



Because of a special grind ,**super cut**' , one scissor blade has a razor-sharp cutting edge which enables a gentle cutting direction but at the same time reduces trauma. The second blade has a micro-serration which prevents the scissors slipping from tissue or sutures. One finger ring is gold plated for better identification.



Both scissor blades are overlaid on the inner side with ,**wolfram carbide**' . The scissors cannot slip from tissue or sutures on account of the rough surface. Both rings are gold plated.



The scissor blades are equipped with hard metal ,**tungsten carbide**' which enables a precise and gentle cutting direction to be made, as well as ensuring a long service life. Both rings are gold plated.

Scissors

Iris, 11,5 cm, curved



Scissors

Iris, 11,5 cm, curved

A 3501.11 smooth

B 3541.11 serrated

C 3581.11 sc

D 3621.11 wc

E 3661.11 tc

Scissors with sharp points, 11,5 cm, curved



Scissors with sharp points,
11,5 cm, curved

F 3519.11 smooth

G 3639.11 wc

Goldman-Fox, 13 cm, curved



Goldman-Fox, 13 cm,
curved

H 3562.13 serrated

I 3602.13 sc

J 3642.13 wc

K 3682.13 tc

Kelly



straight

L 16 cm



curved

M 16 cm

N 18 cm



angled

O 16 cm



Kelly

L 3545.16
16 cm, straight

M 3546.16
16 cm, curved

N 3546.18
18 cm, curved

O 3547.16
16 cm, angled

Scissors

Metzenbaum, 14,5 cm
A 3486.14 smooth

Scissors

Metzenbaum, 14,5 cm
blunt/blunt



Metzenbaum-Fino
B 3491.14 tc
14 cm, curved

Metzenbaum-Fino, 14 cm, curved
blunt/blunt



La Grange, 11,5 cm
C 3565.11 serrated

La Grange, 11,5 cm

D 3605.11 sc

E 3685.11 tc



These gingivectomy scissors have a double curve. This enables a diagonal cutting direction to be made in the distal area. It can particularly be used for lobe thinning because of the single sided micro serration.



Please find micro-scissors on page 42!

Spencer, 12 cm
F 3488.12

F Spencer, 12 cm
especially for removing suture



“Concept of Olsberg” Soft tissue kit



A Soft tissue kit

consisting of:

- 14510.00 Micro scalpel blade holder
- 14514.03 Scalpel blade holder, straight
- 14512.00 Swivelling scalpel blade holder
- 14062.17 Forceps, Cooley, surgical atraumatic, ultra fine, 0,6 mm, straight, 17,5 cm
- 14414.00 Periosteal elevator for papillas, 2 mm/3 mm
- 14439.00 Periosteal elevator, for tunneling technique, 2 mm
- 3545.16 Scissor, Kelly, toothed, straight, 16 cm
- 4760.15 Needle holder, diamand coated, straight, 14,5 cm
- 6553.00 p.i.c.[®]-tray, with 2 racks for 7 instruments,
1 rack for tweezers, 2 holding bolts and cover

Soft tissue kit

A 19608.00

stoma  Academy
Professional knowledge transfer.

- Implantology
- Augmentation

Please find current course dates on www.stoma.de.

We would be pleased to advise you and show you the products of this set.



Please find further kits from the Concept of Olsberg on page 32, 75 and 93!

Bone rongeur forceps

Bone rongeur forceps

Boehler, 15 cm

A 3230.14

A Boehler, 15 cm



B Beyer, 18 cm



Beyer, 18 cm

B 3230.18



fig. 18, 17 cm

C 3218.00

C fig. 18, 17 cm



Friedmann, 15 cm

D 3264.00

round

E 3265.00

angled

Friedmann, 15 cm

D round



E angled



Mini-Friedmann, 15 cm

F 3266.30

30°

G 3266.45

45°

Mini-Friedmann, 15 cm



F 30° ◀



G 45° ◀



H 90° ◀




Periotomes

stoma hy-grip®

angled

A Ø 8 mm

B Ø 10 mm



straight

C Ø 8 mm

D Ø 10 mm



angled for tooth face

E Ø 8 mm

F Ø 10 mm



Shu, laterally curved

G Ø 10 mm



angled / straight

H Ø 8 mm

I Ø 10 mm



angled / angled for tooth face

J Ø 8 mm

K Ø 10 mm



straight / angled for tooth face

L Ø 8 mm

M Ø 10 mm



Periotomes

angled

A 12965.00 Ø 8 mm

B 12965.10 Ø 10 mm

straight

C 12966.00 Ø 8 mm

D 12966.10 Ø 10 mm

angled for tooth face

E 12967.00 Ø 8 mm

F 12967.10 Ø 10 mm

Shu, laterally curved

G 12968.10 Ø 10 mm

angled / straight

H 12960.00 Ø 8 mm

I 12960.10 Ø 10 mm

angled / angled f. tooth face

J 12961.00 Ø 8 mm

K 12961.10 Ø 10 mm

straight / angled f. tooth face

L 12962.00 Ø 8 mm

M 12962.10 Ø 10 mm

Mini-luxelevators

These mini-luxelevators have an anatomically curved blade to adapt to the tooth root. Through a slight rotating movement the periodontal ligaments can be cut cleanly, at the same time dilating while preserving the alveolar bone.

14 cm

luxelevator®



mesial

distal

A 2,5 mm 

C 2,5 mm 

B 5 mm 

D 5 mm 



mesial

Position the luxlevator tip "directly" into the periodontal space on the mesial side of the root. Insert the luxlevator into the periodontium until 2/3 of the root length with small axial movements and under slight pressure.



distal

If the root remains fixed, repeat the same operation on the distal side. After this mesial and distal luxation the tooth should be easy to extract.

straight

lateral curved

E 4 mm 

H 2,5 mm 

F 2,5 mm 

I 2,5 mm 

G 5 mm 

I 2,5 mm 

Mini-luxelevator-kit

J Kit 1 consisting of:

- A mesial 2,5 mm
- C distal 2,5 mm
- E straight 4 mm
- F straight 2,5 mm with p.i.c.-tray

K Kit 2 consisting of:

- B mesial 5 mm
- D distal 5 mm
- E straight 4 mm
- G straight 5 mm with p.i.c.-tray



Mini-luxelevators

A 1271.00
2,5 mm, mesial

B 1275.00
5 mm, mesial

C 1272.00
2,5 mm, distal

D 1276.00
5 mm, distal

E 1273.00
4 mm, straight

F 1274.00
2,5 mm, straight

G 1277.00
5 mm, straight

H 1278.00
2,5 mm, lateral curved

I 1279.00
2,5 mm, lateral curved

Mini-luxelevator-kit

J 1280.01
Kit 1

K 1280.02
Kit 2

We would be pleased to advise you and show you the products of this set.

Luxelevators

Our luxelevators have a specially flat sharpened working part. Through a slight rotating movement, the ligaments fixing the tooth can be divided cleanly and the alveolus can be dilated gently.

luxelevator®

17 cm



A 3 mm



D 3 mm



B 4 mm



E 4 mm



C 5 mm



F 5 mm



Bernard



G fig. 1, 4 mm straight



H fig. 21, 4 mm curved



I fig. 6, 4 mm curved, left



J fig. 7, 4 mm curved, right

Elevators



K 2,5 mm



L 2,5 mm



M 3,5 mm



N 3,5 mm

Splinter elevators



O 1,5 mm



P 1,8 mm



Q 2,2 mm

Luxelevators

A 1090.30
3 mm

B 1090.40
4 mm

C 1090.50
5 mm

D 1090.31
3 mm

E 1090.41
4 mm

F 1090.51
5 mm

Bernard

G 1040.01
fig. 1, straight

H 1040.21
fig. 21, curved

I 1040.06
fig. 6, curved, left

J 1040.07
fig. 7, curved, right

Elevators

K 1303.00
2,5 mm

L 1304.00
2,5 mm

M 1305.00
3,5 mm

N 1306.00
3,5 mm

Splinter elevators

O 1189.15
1,5 mm

P 1189.18
1,8 mm

Q 1189.22
2,2 mm

Root elevators

Gärtner, 12,5 cm
straight

- A 1006.00 2,5 mm
- B 1007.00 3,5 mm
- C 1008.00 4,5 mm

strongly curved

- D 1026.00 2,5 mm
- E 1027.00 3,5 mm
- F 1028.00 4,5 mm

slightly curved

- G 1036.00 2,5 mm
- H 1037.00 3,5 mm
- I 1038.00 4,5 mm

Bein, 14,5cm

- J 1067.00 3 mm
- K 1068.00 4 mm
- L 1069.00 5 mm

M 1062.04
4 mm, mesial

N 1062.41
4 mm, mesial,
with ruffle

O 1063.04
4 mm, distal

Root elevators

Gärtner, 12,5 cm

The Stoma root elevator according to Gärtner is characterized by very flat, sharp-edged tips. To achieve effective luxation it may be used interdentially as well as periodontally.




straight



- A 2,5 mm
- B 3,5 mm
- C 4,5 mm

strongly curved



- D 2,5 mm
- E 3,5 mm
- F 4,5 mm

slightly curved



- G 2,5 mm
- H 3,5 mm
- I 4,5 mm

Bein, 14,5 cm



- J 3 mm
- K 4 mm
- L 5 mm



- M 4 mm, mesial
- N 4 mm, mesial, with ruffle
- O 4 mm, distal

With the special bayonet form of the tip, these root elevators are particularly useful in the molar region. The angled design of these models allow optimal access without putting strain on the lips and cheeks.

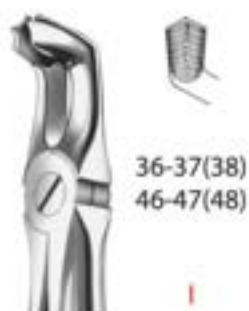


Extracting forceps

upper jaw



lower jaw



Extracting forceps

upper jaw

A 801.00

B 802.00

C 807.00

D 817.00

E 818.00

lower jaw

F 813.00

G 822.00

H 886.00

I 879.00

J 879.01

K 873.00

Special forceps for roots

Special forceps for roots

Fifo-grip

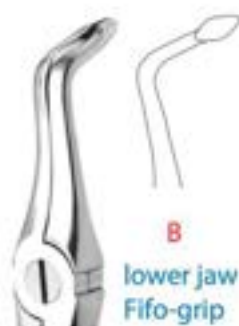
- A 944.01**
upper jaw
- B 945.00**
lower jaw
- C 951.00**
upper jaw
- D 974.00**
lower jaw
- E 959.01**
lower jaw

- F 849.00**
upper jaw
- G 846.00**
lower jaw
- H 897.00**
upper jaw



A
upper jaw
Fifo-grip

Fifo-grip



B
lower jaw
Fifo-grip



C
upper jaw
Fifo-grip



D
lower jaw
Fifo-grip



E
lower jaw
Fifo-grip



F
upper jaw
Fifo-grip



G
lower jaw
Fifo-grip



H
upper jaw
Fifo-grip

Through slight rotating movements, the slender jaws of the forceps are introduced into the periodontal space. The sharp edges divide Sharpey's fibres and obtain good retention of the root. The root remains in the curvature of the jaws of the forceps and can be removed easily.



Root forceps superfine cross-grip

- I 197.11**
upper jaw
- J 146.11**
lower jaw
- K 133.11**
lower jaw
- L 149.11**
upper jaw

Root forceps superfine



I
upper jaw
cross-grip



J
lower jaw
cross-grip



K
lower jaw
cross-grip



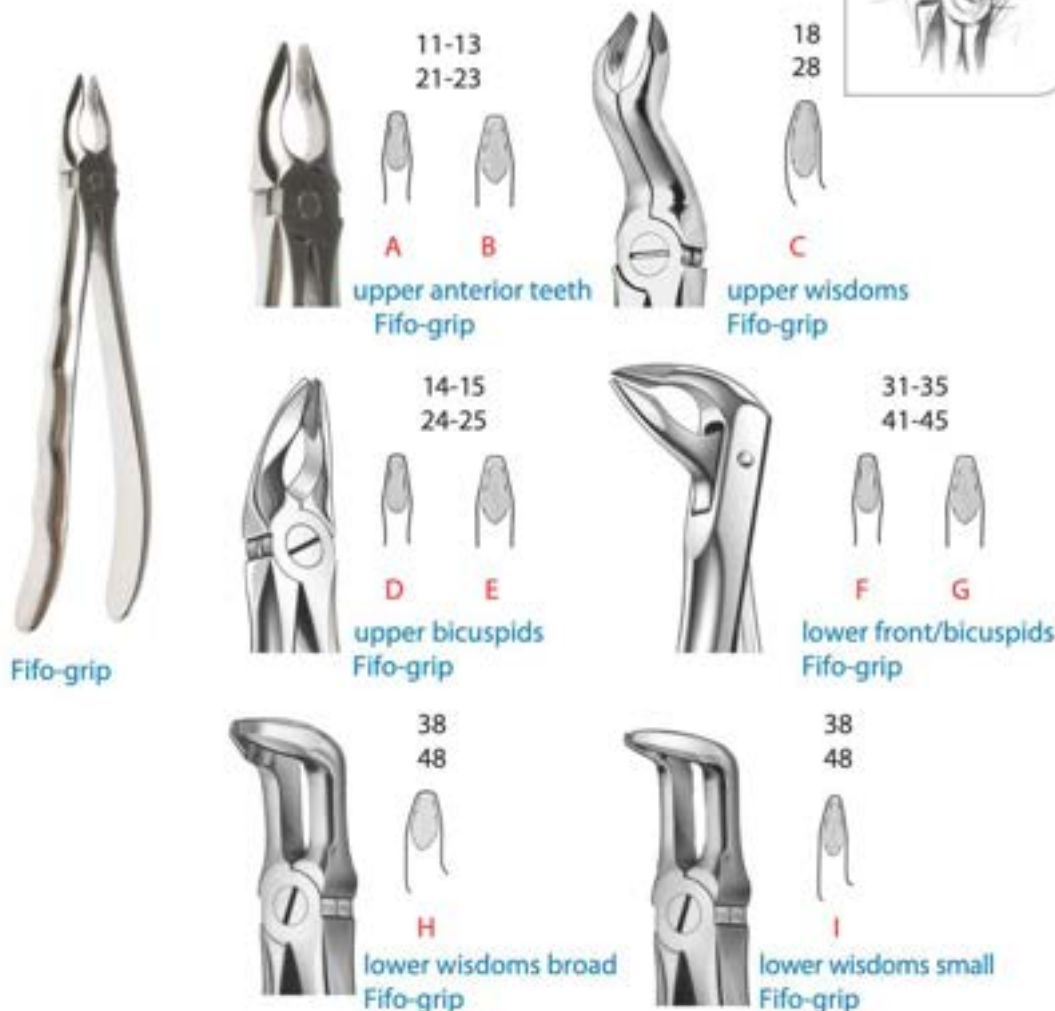
L
upper jaw
cross-grip



cross-grip

Special deep-reaching forceps

These forceps, with their parallel grasp on the neck of the tooth and deep reach in the alveolar region, provide a secure hold for the extraction of the tooth.



Special deep-reaching forceps

Fifo-grip

- A 934.00**
upper anterior teeth
- B 934.01**
upper anterior teeth
- C 967.01**
upper wisdoms
- D 935.00**
upper bicuspid
- E 935.01**
upper bicuspid
- F 936.00**
lower front/bicuspid
- G 936.01**
lower front/bicuspid
- H 979.01**
lower wisdoms broad
- I 979.02**
lower wisdoms small

Special forceps flat

Wisdoms-Routurier



Special forceps flat Wisdoms-Routurier

- J 808.08**
lower jaw left
- K 808.10**
lower jaw right

The curved design enables a more direct access in the molar region with protection to the cheek. The low construction of these special forceps often facilitates use with a jaw clamp.

Implantology




www.stoma.de

"Concept of Olsberg" Sinus kit



A Sinus kit consisting of:

- 14608.01 Sinus-lift elevator, Olsberg, 3 mm/3 mm
- 14608.02 Sinus-lift elevator, Olsberg, 3 mm/4,5 mm
- 14608.03 Sinus-lift elevator, Olsberg, 4,5 mm/4,5 mm
- 14671.00 Granulate plugger, Olsberg
- 14634.00 Bone applicator with pusher, Olsberg
- 5382.15 Irrigation cannulas with olive, Ø 1,5 mm, 80 mm
- 6668.03 Stand for manageable pieces of counter-angle burs until 45 mm
- 78708.42 p.i.c.[®]-tray for sinus kit

 Please find further kits from the Concept of Olsberg on page 32, 65 and 93!

Bone applicator

Bone applicator with pusher and compactor, Olsberg



stoma hy-grip[®]

B straight



C curved



The open applicator for bone material with pusher (piston) has the advantage of enabling the user to pick up and apply bone material. The bone material is picked up by the open end of the instrument and can be carried and applied using one hand only. The compactor on the other end of the instrument allows a condensation and adaption of bone material at the defect.

carried and applied using one hand only. The compactor on the other end of the instrument allows a condensation and adaption of bone material at the defect.

Sinus kit

A 19608.02

stoma Academy
Professional knowledge transfer.

- Implantology
- Augmentation

Please find current course dates on www.stoma.de.

We would be pleased to advise you and show you the products of this set.

Bone applicator Olsberg

B 14634.00
straight

C 14635.00
curved

Instruments for sinus lift



A sinus lift operation is often carried out when there is insufficient vertical bone to anchor an implant in the region of the upper molars. A variation to the traditional sinus lift is the concept of minimally invasive antrum filling. By applying these methods, the number, extent and risk of the second operation as opposed to the traditional sinus lift operation, can be reduced to a minimum.

stoma hy-grip®

Olsberg

A



B



C



Memmingen

D

sharp / edgeless



Myron Nevins

E



F



Instruments for sinus lift

Olsberg

A **14608.01**
3 / 3 mm

B **14608.02**
3 / 4,5 mm

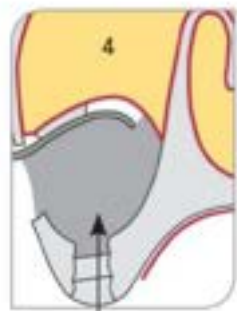
C **14608.03**
4,5 / 4,5 mm

Memmingen
D **14610.05**
5 / 4 mm

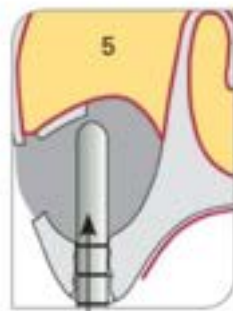
Myron Nevins
E **14610.06**
5 / 7 mm

F **14610.07**
5 / 7 mm

Instruments for sinus lift



Bone granulate



Measuring explorer



stoma hy-grip®

Tatum/Palti

A 3 mm



Palti

B 4,5 mm



C 3,5 mm



Will

D 3 mm

E 4 mm



F 3 mm

G 4 mm



H 4 mm



I 4 mm



Instruments for sinus lift

Tatum/Palti

A 14610.08
3 mm

Palti

B 14609.01
4,5 mm

C 14609.02
3,5 mm

Will

D 14610.01
3 mm

E 14610.11
4 mm

F 14610.02
3 mm

G 14610.12
4 mm

H 14610.03
4 mm

I 14610.04
4 mm

Instruments for sinus lift

stoma hy-grip®

Instruments for sinus lift

Khayat

A 14605.00
1,5 / 1,5 mm



Russe

B 14606.02
2,5 / 2,5 mm



C 14606.03
2,5 / 2,5 mm



D 14611.03
3 / 3 mm



E 14611.04
3 / 3 mm



Tinti

F 14611.06
5 / 4 mm



G 14611.07
5 / 4 mm



H 14611.08
3 / 3 mm



I 14611.09
5 / 4 mm



Retractors for sinus membrane

stoma hy-grip®

Retractors for sinus membrane Russe

A left



5 mm

7 mm

B right



5 mm

7 mm



This sinus membrane retractor allows the visualization of the sinus. The perforation of the working end prevents adhesion to the membrane.

Retractors for sinus membrane Russe

A **14429.01**
left, 5 / 7 mm

B **14429.02**
right, 5 / 7 mm

Membrane holding forceps

C Membrane holding forceps Russe

stoma hy-grip®



These membrane holding forceps allow the manipulation of platelet concentrates like the PRF, in the form of fibrin gel or membrane.

Membrane holding forceps Russe

C **14120.17**

Guide forceps

D Guide forceps Barth for screwdrivers, 17 cm

stoma hy-grip®



These guide forceps are suitable for all common implant systems, making the use of various screwdrivers inside the patient's mouth safer and more convenient e.g. during replacement of different abutments.



Guide forceps

Barth

D **14092.17**

Mallets

solid, 120 g
A 3317.00

Vickers, 210 g
B 3318.17

Spare jaws
C 3318.02

Mead, 320 g
D 3315.00

Spare jaws
E 3315.02

solid, 720 g
F 3313.00

Mallets

A solid, 120 g, 16,5 cm
Head: Ø 20 mm



B Vickers, 210 g, 17 cm
with coating
Head: Ø 25 mm



with aluminium handle and exchangeable, sterilizable plastic jaws, suitable for thermodesinfector.

C Spare jaws for Vickers mallet B

2
pieces

D Mead, 320 g, 18 cm
Head: Ø 26 mm



with exchangeable, sterilizable plastic jaws

E Spare jaws for Mead mallet D

2
pieces

F solid, 720 g, 24 cm
with coating
Head: Ø 40 mm



Please find our bone crusher on page 89!



Condensers (former Osteotomes)

stoma hy-grip[®]

Memmingen, straight



- | | | | |
|-----------------|-------------------------|-----------------|-------------------------|
| A fig. 1 | Ø a 2,0 mm / Ø b 2,7 mm | B fig. 2 | Ø a 2,5 mm / Ø b 3,2 mm |
| C fig. 3 | Ø a 3,0 mm / Ø b 3,7 mm | D fig. 4 | Ø a 3,5 mm / Ø b 4,2 mm |
| E fig. 5 | Ø a 4,0 mm / Ø b 4,7 mm | F fig. 6 | Ø a 4,5 mm / Ø b 5,4 mm |

Memmingen, off-set



- | | | | |
|-----------------|-------------------------|-----------------|-------------------------|
| G fig. 1 | Ø a 2,0 mm / Ø b 2,7 mm | H fig. 2 | Ø a 2,5 mm / Ø b 3,2 mm |
| I fig. 3 | Ø a 3,0 mm / Ø b 3,7 mm | J fig. 4 | Ø a 3,5 mm / Ø b 4,2 mm |
| K fig. 5 | Ø a 4,0 mm / Ø b 4,7 mm | L fig. 6 | Ø a 4,5 mm / Ø b 5,4 mm |



The diameter of the set of condensers is aligned in such a manner that the tip of the instrument of the following condenser fits in the bone cavity created by the previous instrument. Scaling conforms to common implant lengths.

A Graduations are for guidance only, measurement results are to be tested by other methods!

Depth gauge

M Depth gauge Palti with graduations

8-10-12-14-16-18



stoma hy-grip[®]



The depth of the implant cavity can be estimated using the markings on this instrument. The rounded end is also used for checking the integrity of the cavity and the neighboring anatomical structures. During surgery the scale of the probe serves as a guide to determine the available horizontal and vertical bone volume.

Kit proposal 6610.00
Augmentation/Sinus lift kit



We would be pleased to advise you and show you the products of this set.

Condensers

Memmingen, straight

- | | |
|-------------------|--------|
| A 13310.01 | fig. 1 |
| B 13310.02 | fig. 2 |
| C 13310.03 | fig. 3 |
| D 13310.04 | fig. 4 |
| E 13310.05 | fig. 5 |
| F 13310.06 | fig. 6 |

Memmingen, off-set

- | | |
|-------------------|--------|
| G 13311.01 | fig. 1 |
| H 13311.02 | fig. 2 |
| I 13311.03 | fig. 3 |
| J 13311.04 | fig. 4 |
| K 13311.05 | fig. 5 |
| L 13311.06 | fig. 6 |

Depth gauge Palti

M 13318.00

Osteotomes (former bone chisels)

stoma hy-grip®

Osteotomes Memmingen, with graduation, sharpened on both sides

A 4 mm, straight

18-16-15-13-10-8



B 7 mm, straight




C 4 mm, off-set



D 7 mm, off-set



 According to DIN (German Standards Institute) the name "bone chisel" changes into "osteotome"!

 Graduations are for guidance only, measurement results are to be tested by other methods!



Osteotome Memmingen, without graduation, sharpened on one side

E 5 mm, straight



Dilatators

stoma hy-grip®

F Memmingen, oval, without graduation

13 mm

4 mm



This dilatator (oval head) is used for an alveolar crest approx. 3 mm in width. The vestibule is spread toward the lip using very gentle taps of the mallet.

G Memmingen, round, with graduation

11-9

Ø 4 mm



This dilatator (conical head) is used to shape the bone into a yoke-like form (horizontal preparation). The subsequent vertical preparation of the implant site is effected using condensers / sinutomes.

Osteotomes Memmingen

- A 13313.04
4 mm, straight
- B 13313.07
7 mm, straight

- C 13313.54
4 mm, off-set
- D 13313.57
7 mm, off-set

Osteotome Memmingen

- E 13314.00
5 mm, straight

Dilatators Memmingen

- F 13371.40
oval
- G 13373.40
round

Osteotomes (former bone chisels)

stoma hy-grip®

Osteotomes Palti, with graduation, sharpened on both sides

A 4 mm, straight



18-16-14-12-10-8

B 8 mm, straight



18-16-14-12-10-8

C 4 mm, angled



18-16-14-12-10-8

D 8 mm, angled



18-16-14-12-10-8

The very sharp working end of these precision instruments makes it possible to open and dilate the ridge without prior use of a diamond disk. The scale markings serve as an orientation of the penetration depth.



A According to DIN (German Standards Institute) the name "bone chisel" changes into "osteotome"!

E Universal instrument for augmentation surgery, Biehler

Ø 5 mm

Ø 3 mm



Ø 8 mm



Osteotomes Palti

A 13320.04
4 mm, straight

B 13320.08
8 mm, straight

C 13321.04
4 mm, angled

D 13321.08
8 mm, angled

Universal instrument,
Biehler

E 14616.00

Bone spreaders

Bone spreaders

Nentwig, straight

stoma hy-grip®

A 13290.01 fig. 1

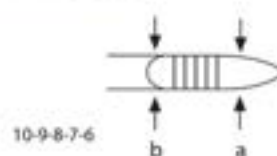
B 13290.02 fig. 2

C 13290.03 fig. 3

D 13290.04 fig. 4

Nentwig, straight

stoma hy-grip®



straight	stoma hy-grip®	
fig. 1, a 1,6 mm / b 2,2 mm		A
fig. 2, a 2,2 mm / b 2,8 mm		B
fig. 3, a 2,8 mm / b 3,4 mm		C
fig. 4, a 3,4 mm / b 4,0 mm		D

Nentwig, off-set

stoma hy-grip®

E 13291.01 fig. 1

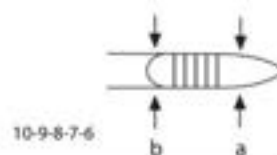
F 13291.02 fig. 2

G 13291.03 fig. 3

H 13291.04 fig. 4

Nentwig, off-set

stoma color-stick®



off-set	stoma hy-grip®		stoma color-stick®	
fig. 1, a 1,6 mm / b 2,2 mm		E		I
fig. 2, a 2,2 mm / b 2,8 mm		F		J
fig. 3, a 2,8 mm / b 3,4 mm		G		K
fig. 4, a 3,4 mm / b 4,0 mm		H		L

Nentwig, off-set

stoma color-stick®

I 13295.01 fig. 1

J 13295.02 fig. 2

K 13295.03 fig. 3

L 13295.04 fig. 4

Graduations are for guidance only, measurement results are to be tested by other methods!

Instruments for bone extraction

Safescraper® TWIST

A curved, sterile, single use

3
pieces



B straight, sterile, single use

3
pieces



Safescraper® TWIST and Micros are ready to use, sterile and surgical single-use instruments for the collection of autologous bone.



The collection is very easy and a well accepted method for the patients with a minimal-invasive technique. The easy to handle single use bone collectors make collection of either small or large amounts of autologous bone possible. The harvested bone is collected in the sterile body of the instrument. The bone chips form an entangled mass that can be moved as a whole for example with some tweezers. With the bone chips intact vital osteocytes can be transplanted – ideal to use for bone regeneration.

C Micros, sterile, single use



Implant bone model

D Denture consultation model

With gingival mask and view into the sinus cavity, as well as representation of the mental foramen. For exercises and consultation on various periodontal and augmentative procedures related to the periodontium.



Please find more information in our folder!



Please ask us for it!

Safescraper® TWIST

A 4527.01
curved

B 4527.02
straight

Micros
C 4527.03

Denture consultation model

D 25005.74

Bone scrapers

A 14620.00
Ø 8 mm

B 14620.10
Ø 10 mm

C Steigmann, 7 / 7,5 mm
14615.00
7 / 7,5 mm

D Rhodes, Back Action
13316.00
3 / 3 mm

E 14619.34
3 / 4 mm

F 14619.35
3 / 5 mm

Tissue punches, Palti
G 13388.03 Ø 3 mm
H 13388.04 Ø 4 mm
I 13388.05 Ø 5 mm
J 13388.06 Ø 6 mm

Bone scrapers

stoma hy-grip®

A Ø 8 mm

B Ø 10 mm



As these bone scrapers are made of special steel, they can be used several times and can be re-grinded.



C Steigmann, 7 / 7,5 mm

stoma hy-grip®



D Rhodes, Back Action, 3 / 3 mm

stoma hy-grip®



Buser

E 3 / 4 mm

F 3 / 5 mm



stoma hy-grip®

Tissue punches

Tissue punches contra-angle, Palti



Trephine drills

with internal cooling



A
a = 3 mm
i = 2 mm



B
a = 4 mm
i = 3 mm



C
a = 5 mm
i = 4 mm



D
a = 6 mm
i = 5 mm



8-6-4-2

i = Ø internal, a = Ø external



E
a = 7 mm
i = 6 mm



F
a = 8 mm
i = 7 mm



G
a = 9 mm
i = 8 mm



H
a = 10 mm
i = 9 mm

! Graduations are for guidance only, measurement results are to be tested by other methods!

Extractor for bone cylinder

I Extractor for bone cylinder
for the extraction of the bone cylinder milled with a trephine drill

stoma hy-grip®



Extractor for bone cylinder
I 14645.00

Racks

for handpiece and contra-angle burs, trephine drills and tissue punches

J for 10 pieces
up to a length of 25 mm

K for 10 pieces
up to a length of 35 mm



Racks
for 10 pieces, 25 mm
J 6668.01

for 10 pieces, 35 mm
K 6668.02

Bone graft holding forceps

- A 14146.04 4 mm
- B 14146.08 8 mm

Bone ring holding forceps Palti

- C 14640.00

Bone holding forceps, 12,5 cm

- D 3256.00 straight
- E 3256.08 left
- F 3256.10 right

Bone holding forceps Barth, 17 cm

- G 14642.00

Bone holding forceps

Bone graft holding forceps

- A 4 mm
- B 8 mm

stoma hy-grip™

Forceps for holding and placing bone chips even in areas that are difficult to access, for example for bone shell technique.



C Bone ring holding forceps Palti



The bone ring forceps allows for an optimal stabilization and precision treatment of the bone block. This results in an enormous work load relief for the dentist. It also serves to minimize risk (block movement or fracture). Because of the very fine threads an optimal adjustment of the setting is possible. The stable fixation also allows for the insertion of the osteosynthesis screw before implanting the bone block into the jaw.



Bone holding forceps, 12,5 cm

- D straight
- E left
- F right



G Bone holding forceps Barth, 17 cm



Bone crusher

A Bone crusher



bone receptacle

bone pestle



The harvested bone is put into the crusher and the pestle is used to crush it. Where necessary, you may crush the bone using an additional hammer stroke.

A Please find the suitable mallet for the bone crusher on page 80!

Bone crusher

A 14662.00

Bowls

B 25 cm³



C 140 cm³



Bowls

25 cm³

B 6671.25

140 cm³

C 6939.08

Applicators for bone grafting material

D LP1

stoma hy-grip®

8 mm



Ø 6 mm

E Palti

stoma hy-grip®

6 mm



10,5 mm

Applicators for bone grafting material

LP1

D 14612.00

Palti

E 14613.00



For the safe transfer of bone grafting material in case of small defects (narrow working end) and for sinus floor elevation (wide working end).

Applicators / pluggers for bone grafting material

Bone applicator Olsberg

A 14634.00
straight

B 14635.00
curved

Granulate plugger

C 13312.30

Universal instrument,
Biehler

D 14616.00

Granulate plugger

E 14618.00

Membrane lift / granulate
plugger, Olsberg

F 14671.00

Membrane positioning
instrument, Buser

G 13307.00


Applicators / pluggers for bone grafting material

stoma hy-grip®

Bone applicator with pusher and compactor, Olsberg

 German patent!

A straight
B curved

 Please find more information on page 75!



Ø 5 mm


C Granulate plugger

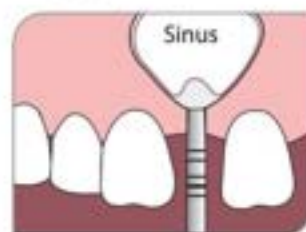


Ø 3 mm

4-6-8-10-13-15-16-18
Ø 4 mm

4-6-8-10-13-15-16-18

 Graduations are for guidance only!



D Universal instrument for augmentation surgery, Biehler

Ø 8 mm



Ø 5 mm
Ø 3 mm



E Membrane lift / granulate plugger, Biehler

Ø 5 mm



Ø 6 mm

F Membrane lift / granulate plugger, Olsberg

Ø 3,5 mm



Ø 4 mm



G Membrane positioning instrument, Buser

Ø 2 mm



2 mm

stoma ossecure[®]
Secure bone fixation.



stoma® micro-screw

The versatile bone fixation.

stoma® Academy
Professional knowledge transfer.

- Implantology
- Augmentation

Please find current course dates on www.stoma.de.

We would be pleased to advise you and show you the products of this set.

For more than 10 years, the **stoma® micro-screw** has been used successfully and reliably by a large number of speakers, specialized users and beginners due to the simple and safe handling.

After intensive development work, Stoma / Storz am Mark patented and produced the **stoma® micro-screw**. Since 2009, the **stoma® micro-screw** was successfully established on the market and registered internationally, e.g. also in the USA.



The advantages of the **stoma® micro-screw**:

- extended possible applications by means of a small diameter of the screw head
- high stability due to special steel alloy even with reduced diameter of 1,0 mm and 1,2 mm
- available in screw lengths of 4 up to 14 mm
- ensures an easy and safe handling
- allows a safe fixation by means of its thread structure even for very fine bone graft transplants
- no osseointegration thanks to the special material, making it easy to remove after bone regeneration

The **stoma® micro-screw** is used in various augmentation techniques, such as lateral and horizontal bone augmentation, as well as 3D bone augmentation via tunnel technique. It's ideal for those who work in the area of bone management and want to further specialize in it.

The **stoma® micro-screw** proves to be particularly beneficial for small and thin cortical bone graft transplants, called bone graft transplants or shells. In addition, the **stoma® micro-screw** shows its efficiency in very narrow spaces, e.g. single tooth defects, where space restraints make the use of traditional bone fixation screws impossible.

Application examples of the **stoma® micro-screw** and their very reliable post-operative results after about four months:

Bone grafting in the upper jaw front using the shell technique. One palatal and two buccal shells / bone grafts fixed with five **stoma® micro-screws**:

Buccal view



Occlusal view



Reopening after four months of healing. Extremely low resorption of the bone structure also along the **stoma® micro-screws**:

Buccal view



Occlusal view




“Concept of Olsberg” stoma[®] micro-screw kit

A stoma[®] micro-screw kit

Content of the kit:

- p.i.c.-tray with 4 blocks for screws, drills and screwdriver
- stoma[®] micro-screws Ø 1,0 mm, available in 6, 8 and 10 mm length (package of 3)
- stoma[®] micro-screws Ø 1,2 mm, available in 6, 8 and 10 mm length (package of 3)
- drills Ø 0,8 mm and 1,0 mm
- screwdriver basic
- screwdriver with claw
- screwdriver tip for contra-angle piece



A Please find further kits from the Concept of Olsberg on page 32, 65 und 75!

B Screwdriver basic, for stoma[®] micro-screw
stoma hy-grip[®]



C Screwdriver tip for contra-angle piece, for stoma[®] micro-screw



D Screwdriver with claw, for stoma[®] micro-screw



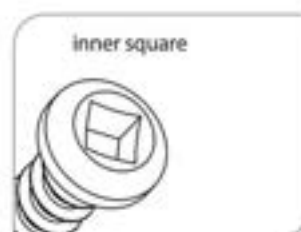
The specially developed screwdriver contains a claw that holds the micro-screw and ensures a safe and secure placement and fixation.

stoma[®] micro-screw

length	Ø 1,0 mm	Ø 1,2 mm
4 mm	E	K
6 mm	F	L
8 mm	G	M
10 mm	H	N
12 mm	I	O
14 mm	J	P

German patent!

3
pieces



Please find more information in our folder!



Please ask us for it!

stoma[®] micro-screw kit
A 23033.00

Screwdriver basic
B 23049.50

Screwdriver tip
C 23049.30

Screwdriver with claw
D 23049.00

stoma[®] micro-screw
Ø 1,0 mm
E 23060.04 4 mm
F 23060.06 6 mm
G 23060.08 8 mm
H 23060.10 10 mm

I 23060.12 12 mm
J 23060.14 14 mm

Ø 1,2 mm
K 23061.04 4 mm
L 23061.06 6 mm
M 23061.08 8 mm
N 23061.10 10 mm

O 23061.12 12 mm
P 23061.14 14 mm

Osteosynthesis

Screw kit

- A 23030.01**
 Ø 1,3 / 1,6 mm

Screw kit

- A Ø 1,3 / 1,6 mm**



Content of the kit:

- p.i.c.-tray
- 2 blocks for screws
- titanium bone screws Ø 1,3 mm, length 8, 10 and 12 mm (package of 3)
- titanium bone screws Ø 1,6 mm, length 8, 10 and 12 mm (package of 3)
- 1 block for drill and screwdriver tip for contra-angle piece
- 2 drills (Ø 1,0 mm and Ø 1,3 mm)
- 1 screwdriver, self-retaining

Screw kit

- B 23031.01**
 Ø 1,6 / 2,0 mm

Screw kit

- B Ø 1,6 / 2,0 mm**



Content of the kit:

- p.i.c.-tray
- 2 blocks for screws
- titanium bone screws Ø 1,6 mm, length 8, 10 and 12 mm (package of 3)
- titanium bone screws Ø 2,0 mm, length 8, 10 and 12 mm (package of 3)
- 1 block for drill and screwdriver tip for contra-angle piece
- 2 drills (Ø 1,3 mm and Ø 1,6 mm)
- 1 screwdriver, self-retaining

We would be pleased to advise you and show you the products of this set.

Individual assembly: You can arrange your own osteosynthesis kit by yourself. You can choose the length of the screws individually.



The scale of the screw block serves as a guide.



Clear arrangement and fast identification of the screws.

Drills

- C 23072.08**
 0,8 mm x 16 mm
- D 23070.10**
 1,0 mm x 15 mm
- E 23070.13**
 1,3 mm x 15 mm
- F 23070.16**
 1,6 mm x 12 mm

Drills

for contra-angle piece

- | | | | |
|-------------------------|---|-------------------------|---|
| C 0,8 mm x 16 mm |  | E 1,3 mm x 15 mm |  |
| D 1,0 mm x 15 mm |  | F 1,6 mm x 12 mm |  |

Titanium bone screws

	Ø 1,3 mm	Ø 1,6 mm	Ø 2,0 mm
	yellow	red	blue
length			
4 mm	A	-	-
6 mm	B	G	-
8 mm	C	H	L
10 mm	D	I	M
12 mm	E	J	N
14 mm	F	K	O

 titanium

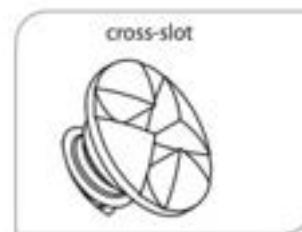
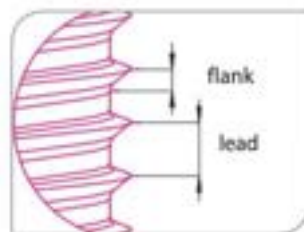
 3 pieces

Titanium bone screws

Ø 1,3 mm, yellow
A 23053.04 4 mm
B 23053.06 6 mm
C 23053.08 8 mm
D 23053.10 10 mm
E 23053.12 12 mm
F 23053.14 14 mm

Ø 1,6 mm, red
G 23051.06 6 mm
H 23051.08 8 mm
I 23051.10 10 mm
J 23051.12 12 mm
K 23051.14 14 mm

Ø 2,0 mm, blue
L 23052.08 8 mm
M 23052.10 10 mm
N 23052.12 12 mm
O 23052.14 14 mm



Screwdriver

P Screwdriver, self-retaining, for cross-slot screws



Easy screw pick-up with the self-retaining screwdriver tip.

Q Tip for contra-angle piece, for cross-slot screws



Screwdriver
P 23048.00

Tip for contra-angle piece
Q 23040.00

Prosthetics



www.stoma.de

Impression trays

Edged impression trays

- retention bordering enables very good hold of the alginate
- improved closing edge design
- cheek bands do not press through
- better vestibule shaping
- no adhesive carrier necessary



		mm	mm
A	XXS/U1A	61	47
B	XS/U2A	64	51
C	S/U3A	66	53
D	M/U4A	69	57
E	L/U5A	71	60
F	XL/U6A	73	62



		mm	mm
G	XXS/L1	55	47
H	XS/L2	60	49
I	S/L3	72	54
J	M/L4	75	57
K	L/L5	76	59
L	XL/L6	78	61

Edged impression trays

- A 5171.01 XXS/U1A
- B 5171.02 XS/U2A
- C 5171.03 S/U3A
- D 5171.04 M/U4A
- E 5171.05 L/U5A
- F 5171.06 XL/U6A

- G 5176.01 XXS/L1
- H 5176.02 XS/L2
- I 5176.03 S/L3
- J 5176.04 M/L4
- K 5176.05 L/L5
- L 5176.06 XL/L6

Wax knives

Fahnenstock all metal

M 13 cm

N 17,5 cm



Wax knives

Fahnenstock all metal

M 5462.13 13 cm

N 5462.17 17,5 cm

Gauze packers

Luniatschek

O 2 mm

P 3 mm



Gauze packers

Luniatschek

O 3984.02 2 mm

P 3984.03 3 mm

Articulating paper pliers

Q



Articulating paper pliers

Q 5995.00

These are strong grip holding forceps. They are characterized by a non-slip profile and strong holding capability.

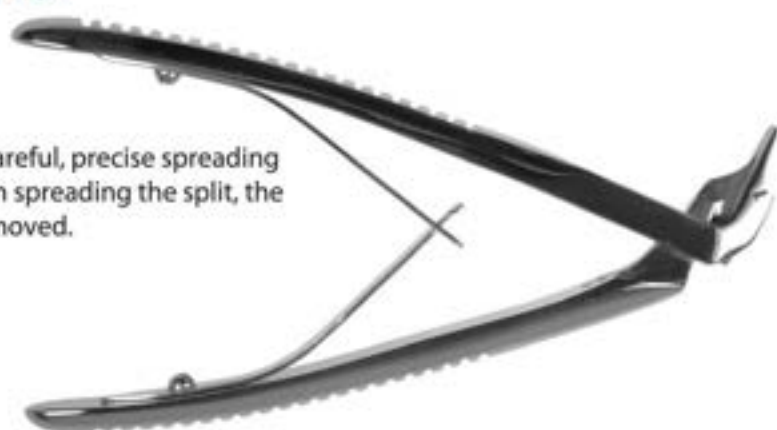
Instruments for crown spreading / -removing

Crown spreading forceps

A 5312.00

A Crown spreading forceps

These pliers allow for careful, precise spreading of the split crown. Upon spreading the split, the crown can be easily removed.



Universal Crown Spreader

B 5325.00

B Universal Crown Spreader

Stable stainless steel instrument with double-function end. The split crown can be bent open effortlessly from different sides.



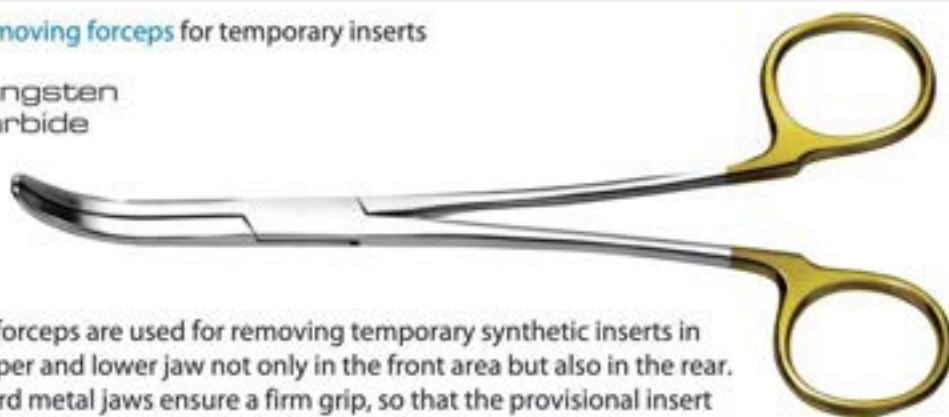
Removing forceps

C 5410.00

C Removing forceps for temporary inserts

 tungsten carbide

These forceps are used for removing temporary synthetic inserts in the upper and lower jaw not only in the front area but also in the rear. The hard metal jaws ensure a firm grip, so that the provisional insert can be dislocated easily and gently without causing damage.



Measuring instruments

Ruler 20 cm

D 6114.00

D Ruler 20 cm



Measuring caliper Zielinsky

E 6116.00

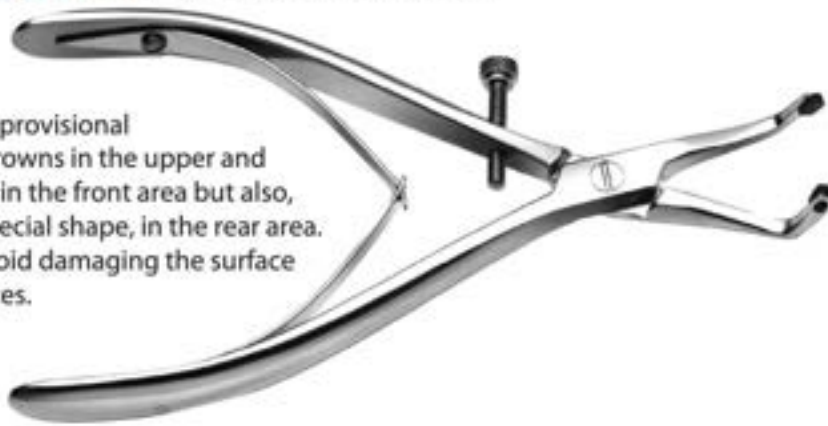
E Measuring caliper Zielinsky



Instruments for crown removing

A Crown removing forceps with exchangeable plastic jaws

These forceps are used for removing provisional ceramic and cast crowns in the upper and lower jaw not only in the front area but also, because of their special shape, in the rear area. The plastic jaws avoid damaging the surface of crowns and braces.



Included in delivery: forceps with 10 pairs of replacement jaws. The plastic jaws are exchangeable and can be sterilized and may also be delivered separately.

B Spare jaws for 5430.00 and 5451.01, red, 20 pair

Crown removing forceps

A 5451.01

Spare jaws

B 5452.00

Inlay forceps

C self-retaining



For positioning and inserting inlays of all types. The newly developed special forceps allow for a secure and non-oily grip. Its sterilizable and exchangeable plastic jaws will not leave any traces or cause damage to the inlay. The inlay forceps are also suitable for gripping three-quarter and single crowns or matrix bands.

Inlay forceps self-retaining

C 5430.00

Crown scissors

D Beebe 10,5 cm, curved



Beebe

D 5352.10

Instruments for crown- / bridge spreading / -removing

Crown and bridge
remover kit

A 5319.00

A Crown and bridge remover kit with pulser and the following accessories included:

- added piece for wire loop
- spare wires, 60 mm, 4 pieces
- hook, anatomically formed
- adapter
- screwdriver for threaded pin M2



Added piece for wire loop

B 5318.05

B Added piece for wire loop



Spare wires

C 5318.06

C Spare wires, 60 mm



4
pieces

Hook

D 5318.08

D Hook, anatomically formed



Adapter

E 5315.10

E Adapter, suitable for crown removers with M4 thread



Crown remover

F 5304.00

F Crown remover with weight, spring and 3 insets (H, I, J)



S-U-Crown-Butler

G 5315.00

G S-U-Crown-Butler, with 2 insets (H, I)



Insets for crown removers

H 5315.01

fig. 1

I 5315.02

fig. 2

J 5315.03

fig. 3

Insets for crown removers 5304.00, 5315.00
or similar instruments with M4 thread.

H fig. 1



I fig. 2



J fig. 3



Forceps for crown remover

K 5316.00

K Forceps for crown remover

These forceps enable pressure to be exerted on two contact points. This distributes force more evenly and avoids chipping-off ceramic workpieces; also suitable for bridge abutments.



Instruments for crown- / bridge removing

A Crown removing forceps



Crown removing forceps
A 6092.00

B Copper ring removing forceps
Furrer, straight, 15 cm



Copper ring removing
forceps
Furrer
B 6080.00

C Telescope crown forceps, curved
with 2 exchangeable, diamond-coated insets



Telescope crown forceps
C 6088.24

D Diamond plated insets for telescope crown forceps **C**

2
pieces

Diamond plated insets
D 6088.54

E Flat pliers
Goslee, cross-groove, 14 cm



Flat pliers
Goslee
E 6011.00

stoma p.i.c.[®]
Protecting organization concept.



www.stoma.de

Make use of the benefits of the **stoma** p.i.c.[®]-trays

- **Protection:** Secure hold of the instruments in the trays, thus no risk of injury for personnel and sterile storage in accordance with the current hygiene guide lines.
- **Documentation:** Traceability for treatment processes, for example log cards for the customs file.
- **Saving of time:** Efficient instrument preparation.
- **Saving of costs:** Working hours can be used more efficiently.
- **Modular structure:** Perfectly matched and expandable organization and processing system, that can be individually designed to suit your needs.
- **Clearly arranged:** The appropriate instruments are organized for each treatment.



Handle incorporated in the lid cover:

- safe and simple carrying
- simple insertion and withdrawal from a p.i.c.[®]-container
- stacking of trays and thus space-saving storage



Accessories such as studs and spacers:

- flexible design for holding a variety of accessories
- secure protected storage of instruments with a special synthetic material
- double layer instrument storage by a special spacer form



Silicon double-lipped clamp:

- Special silicon piece for a useful protective fixing of the instruments
- prevents the surging of the instruments in the tray

Since the introduction of the p.i.c.[®]-concept in 1997, this well-proven feature has been tested, extended and onward developed.

We discuss individual possibilities and bring proposals to your practice!

stoma p.i.c.[®]-trays with cover

p.i.c.[®]-trays with cover

- A 6551.35**
for 14 instruments
- B 6551.10**
for 14 instruments
- C 6556.00**
for 21 instruments
- D 6553.00**
for 7 instruments
- E 6554.00**
for 7 instruments

Tray with 2 racks for 14 instruments, with cover, 1 rack for tweezers and 2 holding bolts.

- A** L271 x B175 x H34 mm
- B** L271 x B175 x H28 mm



- C** Tray with 4 racks for 21 instruments, with cover.
L271 x W175 x H28 mm



- D** Tray with 2 racks for 7 instruments, with cover, 1 rack for tweezers and 3 holding bolts.
L271 x W86 x H34 mm



- E** Tray with 2 racks for 7 instruments and cover.
L180 x W86 x H34 mm



Clear-view sterile packaging

- F 6453.05**
50 mm x 200 m
- G 6453.07**
75 mm x 200 m
- H 6454.10**
100 mm x 200 m
- I 6453.15**
150 mm x 200 m
- J 6453.20**
200 mm x 200 m
- K 6453.25**
250 mm x 200 m
- L 6454.20**
200 mm x 50 mm x 100 m
- M 6454.25**
250 mm x 65 mm x 100 m

Clear-view sterile packaging


film roll, flat, with indicator for sterilization with steam, ETO and FO.
To shrink-wrap single instruments.

- F** 50 mm x 200 m
- G** 75 mm x 200 m
- H** 100 mm x 200 m
- I** 150 mm x 200 m
- J** 200 mm x 200 m
- K** 250 mm x 200 m
- L** 200 mm x 50 mm x 100 m (with fold)
- M** 250 mm x 65 mm x 100 m (with fold)



stoma p.i.c.[®]-trays with clamp clip

- A** Tray with 2 racks for 12 instruments with clamp clip.
L180 x W129 x H30 mm



- B** Tray with 2 racks for 11 instruments with clamp clip.
L180 x W129 x H30 mm



- C** Tray with 2 racks for 8 instruments with clamp clip.
L180 x W86 x H30 mm



- D** Tray with 2 racks for 7 instruments with clamp clip.
L180 x W86 x H30 mm



p.i.c.[®]-trays with clamp clip

- A 2991.12**
for 12 instruments

- B 2991.11**
for 11 instruments

- C 2991.08**
for 8 instruments

- D 2991.07**
for 7 instruments

Accessory box for small parts

- E** L80 mm x W40 mm x H20 mm



- E Accessory box for small parts**
6679.00

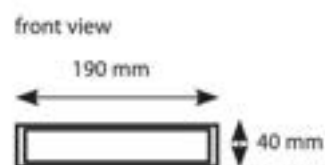
Small parts, such as from instruments that have to be dismantled before treatment, can be hard to retrieve in a large tray. Especially for this we have developed the accessory box, which fits in our p.i.c.[®]-trays and ensures that small items do not get lost in the tray during the preparation process. In addition, the open structure of the accessory box ensures a good cleaning efficiency.

stoma p.i.c.[®]-containers

p.i.c.[®]-containers

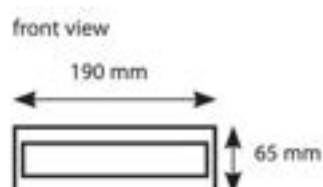
A 6700.04
L310 x W190 x H40 mm

A L310 x W190 x H40 mm
Aluminium



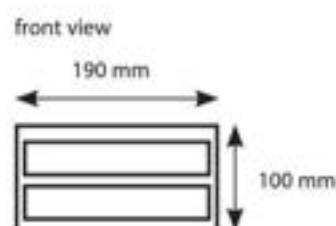
B 6700.06
L310 x W190 x H65 mm

B L310 x W190 x H65 mm
Aluminium



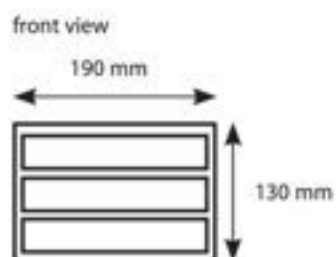
C 6700.10
L310 x W190 x H100 mm

C L310 x W190 x H100 mm
Aluminium



D 6700.13
L310 x W190 x H130 mm

D L310 x W190 x H130 mm
Aluminium



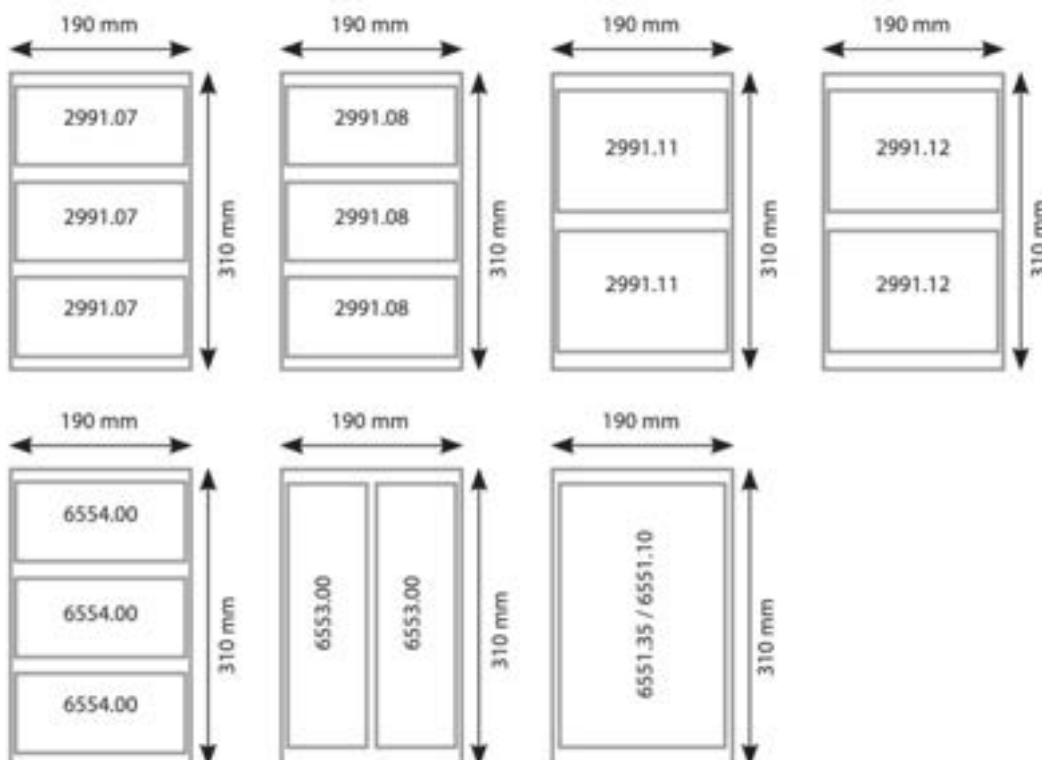
Assembly options p.i.c.[®]-containers



p.i.c.[®]-container for 3 layers. Assembly option for augmentation consisting of:

19601.30	Basic surgery kit
19601.22	Module IMP 2
23030.01	Osteosynthesis starter kit
6939.08	Metal bowl, 80 x 40 mm
3313.00	Mallet, solid, 720 g
4034.02	Lip retractor

The measurements of our trays and containers are completely adapted to each other. Please find here an overview of different possibilities to fill the containers (top view). Depending on the level of the container 1 (**6700.06**), 2 (**6700.10**) or 3 (**6700.13**) trays can put on top of each other.



Tray and container assemblies are also possible for other specialisms, e.g:

- Conserving treatment
- Endodontics
- Periodontology
- Surgery
- Implantology
- ...

Please find completely loaded trays, composed in cooperation with known users, on pages 23, 27, 31, 32, 35, 41, 44, 46, 65, 75 and 93.

We have included illustrations of kits throughout the brochure in the grey order column. These are intended as useful suggestions.

We would be pleased to cooperate with you in putting together individual kit contents, and to advise you on efficient instrumental organization, tailor-made for your practice or clinic.

Accessories p.i.c.-containers

Paper labels

A 6625.00

Safety sealing

B 6709.00

Identification labels without text

- C 6626.10** silver
- D 6626.20** yellow
- E 6626.30** red
- F 6626.40** blue
- G 6626.50** green
- H 6626.60** black

with text

- I 6627.10** silver
- J 6627.20** yellow
- K 6627.30** red
- L 6627.40** blue
- M 6627.50** green
- N 6627.60** black

Permanent teflon filters

O 6708.00

Single-use paper filters

P 6707.00

Special oil spray


Q 3170.00

Accessories for p.i.c.[®]-containers



A Paper labels with indicator, peelable

100 pieces



B Safety sealing

100 pieces



Identification labels available in the following colours:

without text



with text



O Permanent teflon filters for approx. 1200 sterilization cycles



2 pieces



P Single-use paper filters 121 x 240 mm



100 pieces



Q Special oil spray for maintenance of surgical instruments, 500 ml

This special oil spray is used for the maintenance of surgical instruments with hinges, like scissors and forceps. Due to the employment of paraffinum liquidum the product is toxicologically harmless and offers the highest degree of purity. Special oil spray preserves the value of instruments by providing an optimal lubrication and an effective corrosion inhibition.



General Terms and Conditions

§ 1 Scope of application, form

- (1) The present General Terms and Conditions (GTC) apply to all our business relations with our clients („Purchaser“). The GTC only apply if the Purchaser is an entrepreneur (§ 14 BGB (Civil Code)), a legal entity under public law or a special fund under public law.
- (2) In particular, the GTC apply to contracts on the sale and/or delivery of moveable items („Merchandise“), irrespective of whether we manufacture the Merchandise ourselves or purchase it from suppliers (§§ 433, 651 BGB). As far as nothing else has been agreed, the GTC apply in the version applicable at the moment of the order of the Purchaser / in any case in the text version last communicated to him/it as framework agreement also to equivalent future contracts, without us having to refer to them again in each individual case.
- (3) Our GTC apply exclusively. Any deviating, contradictory or complementary General Terms and Conditions of the Purchaser only become part of the contract as far as we have explicitly consented to their validity. This requirement of consent applies in any case, e.g. also if we execute the delivery to the Purchaser without reserves while being aware of his/its GTC.
- (4) Any individual agreements concluded with the Purchaser in the individual case (including side agreements, amendments and changes) prevail in all events over these GTC. Subject to proof of the contrary, a written contract / our written confirmation is decisive for the content of such agreements.
- (5) Legally relevant declarations and notices of the Purchaser with respect to the contract (e.g. setting deadlines, notification of defects, withdrawal or reduction) must be given in writing, i.e. in written or text form (e.g. letter, email, fax). Statutory form requirements and other evidence, in particular in case of doubts on the legitimization of the declarant, remain unaffected.
- (6) Any references to the validity of legal provisions only have a clarifying meaning. Therefore, even without such clarification, the legal provisions apply, as far as they are not directly changed or explicitly excluded in these GTC.

§ 2 Contract conclusion

- (1) Our quotations are subject to confirmation and are not binding. This also applies if we have provided catalogues, technical documentations (e.g. drawings, plans, price and other calculations, references to DIN norms), other product descriptions or documents – also in electronic form – to the Purchaser to which we reserve title and copyrights.
- (2) The order of the Merchandise by the Purchaser is deemed a binding contract offer. As far as nothing else can be inferred from the order, we are entitled to accept this contract offer within 2 weeks from reception by us.
- (3) The acceptance can either be declared in writing (e.g. by an order confirmation) or by the delivery of the Merchandise to the Purchaser.

§ 3 Delivery period and default in delivery

- (1) The delivery period is individually agreed / indicated by us at the acceptance of the order.
- (2) As far as we cannot keep binding delivery periods for reasons not attributable to us (non-availability of the service), we will inform the Purchaser thereof and, at the same time, of the expected new delivery period. If the service still is not available within the new delivery period, we are entitled to wholly or partially withdraw from the contract; we will reimburse any consideration already provided by the Purchaser. A case of non-availability of the service within this meaning is given, in particular, if we have not received a delivery from our supplier in time, if we have concluded a congruent hedging transaction, if neither we nor our supplier is to blame or if we are not obliged to procurement in the individual case.
- (3) The start of our default in delivery is determined by the legal provisions. In any case, however, a reminder by the Purchaser is required. If we enter into default in delivery, the Purchaser can claim a flat-rate compensation of his/its default damage. The damage flat rate for each completed calendar week of delay is 0.5% of the net price (delivery value), but only up to a total maximum of 5% of the delivery value of the Merchandise delivered late. We reserve the evidence that the Purchaser has not suffered any damage at all or only to a substantially lesser extent than the abovementioned flat rate.
- (4) The rights of the Purchaser according to § 8 of these GTC and our legal rights, in particular in case of an exclusion of the performance obligation (e.g. due to the impossibility or unreasonableness of performance and/or of supplementary performance), remain unaffected.

§ 4 Custom-made productions

The calculation of the prices for custom-made productions is based on our quotation, otherwise in addition to the additional expenditure. Specially finished articles cannot be returned. The revocation of orders involving custom-made productions is only possible with our express written agreement. We are not obligated to inspect samples, drawings or other documents of existing trademark rights relinquished for the custom-made productions. The responsibility therefor rests solely with the buyer. If we incur disadvantages on account of the buyer infringing upon the trademark rights of third parties in custom-made productions pursuant to his order, we can demand payment of the damage accruing to us from the buyer or - if

we decide so - we can demand indemnification from the third party.

§ 5 Delivery, transfer of risk, acceptance, default in acceptance

- (1) Delivery is made ex stock, and this is also the place of performance for the delivery and any supplementary performance. Upon request and at the expense of the Purchaser, the Merchandise is sent to another destination (sales shipment). As far as nothing else has been agreed, we are entitled to determine the mode of shipment (in particular carrier, transport route, packaging) ourselves.
- (2) The risk of accidental loss and accidental deterioration of the Merchandise is transferred to the Purchaser at the latest at the moment of handover. In case of a sales shipment, however, the risk of accidental loss and accidental deterioration of the Merchandise and the risk of delay are already transferred at the moment of delivery of the Merchandise to the forwarder, the carrier or the person or entity otherwise charged with the execution of the shipment. As far as an acceptance has been agreed, it is decisive for the transfer of risk. As for the rest, the legal provisions of the work and services contract law also apply analogously to an agreed acceptance. If the Purchaser is in default of acceptance, this is equivalent to a handover / acceptance.
- (3) If the Purchaser enters into default of acceptance or fails to cooperate or if our delivery is delayed for other reasons attributable to the Purchaser, we are entitled to claim compensation of the damages thus incurred including additional expenses (e.g. storage cost). For this, we charge, for each completed calendar week of delay, a flat-rate compensation of 0.5% of the net price (delivery value), but only up to a total maximum of 5% of the delivery value of the Merchandise accepted late or not accepted, starting from the delivery period or - in the absence of a delivery period - from the notification on the readiness of the Merchandise for dispatch.
- (4) The proof of higher damages and our legal rights (in particular reimbursement of additional expenses incurred, appropriate compensation, cancellation) remain unaffected; but the flat rate shall be offset against further financial claims. The Purchaser keeps the right to prove that we have suffered no loss at all or only to a substantially lesser extent than the abovementioned flat rate.

§ 6 Prices and payment terms

- (1) As far as nothing else has been agreed in the individual case, our respectively current prices at the moment of contract conclusion apply ex stock plus legal value-added tax.
- (2) In case of a sales shipment (§ 5 sec. 1), the Purchaser bears the transport costs ex stock and the costs of any transport insurances the Purchaser might demand. From a net order value of the Merchandise of 150 EUR on, we delivery to clients in Germany, France and Belgium free of freight. As far as we do not invoice the actually incurred transport costs in the individual case, a transport cost flat rate (without transport insurance) of 4.50 EUR in Germany and 6.50 EUR in France and Belgium net is deemed agreed. Any customs, fees, taxes and other public levies must be borne by the Purchaser.
- (3) The purchase price is due and payable within 14 days from the invoice date and delivery / acceptance of the Merchandise. However, we are entitled anytime, also within an ongoing business relationship, to wholly or partially conduct a delivery on advance cash payment. We declare such a reserve at the latest at order confirmation.
- (4) When the abovementioned payment term expires, the Purchaser enters into default. During the default, the purchase price is subject to the respectively applicable legal interest rate. We reserve the right to claim compensation of additional default damages. Vis-à-vis merchants, our right to the commercial maturity interest (§ 353 HGB (Commercial Code)) remains unaffected.
- (5) The Purchaser can only claim rights to setoff or retention as far as his/its right is legally confirmed or undisputed. In case of defects of the delivery, the counter-rights of the Purchaser, in particular acc. to § 8 sec. 6 phrase 2 of these GTC, remain unaffected.
- (6) If it turns out after conclusion of the contract (e.g. by an application for the opening of insolvency procedures) that our right to the purchase price is jeopardized by a lack of ability to perform of the Purchaser, we are entitled, according to the legal provisions on refusal of performance and - if applicable, after setting a deadline - to withdraw from the contract (§ 321 BGB (Civil Code)). In case of contracts of the production of non-fungible goods (single items), we can immediately declare the withdrawal; the legal provisions on the dispensability of setting a deadline remain unaffected.

§ 7 Retention of title

- (1) Until the complete payment of all our current and future claims from the purchase contract and an ongoing business relationship (secured claims), we reserve title to the Merchandise sold.
- (2) Before the complete payment of the secured claims, the Merchandise subject to reservation of title may neither be pledged to third parties nor assigned as security. The Purchaser must immediately inform us in writing when an application for opening insolvency proceedings is filed or any third parties seize our Merchandise (e.g. attachments).
- (3) In case of the Purchaser behaving in violation of the contract, in particular of non-

payment of the due purchase price, we are entitled to withdraw from the contract according to the legal provisions or/and to claim back the Merchandise on the base of the reservation of title. The claim for returning of the goods does not simultaneously imply a declaration of withdrawal; instead, we are entitled to only claim the Merchandise and reserve the withdrawal. If the Purchaser does not pay the due purchase price, we may only assert these claims if we have set a reasonable deadline for the Purchaser to pay before which has been without effect or if it is dispensable according to the legal provisions to set such a deadline.

- (4) Until a revocation according to (c) below, the Purchaser is entitled to resell and/or further process the Merchandise subject to reservation of title in the ordinary course of business. In such case, the provisions below apply additionally.
 - (a) The reservation of title extends to the products created by the processing, mixing or combination of our Merchandise at their full value, with us being considered the manufacturer. If, in case of a processing, mixing or combination with third parties' merchandise, their title continues to exist, we acquire a co-ownership in proportion of the invoice values of the merchandise so processed, mixed or combined. Apart from that, the same applies to the emerging product as to the delivered Merchandise subject to reservation of title.
 - (b) Already now, the Purchaser assigns the claims against third parties generated by the resale of the Merchandise or of the product in total / at the amount of our potential co-ownership share according to the paragraph above to us as security. We hereby accept such assignment. The Purchaser's obligations mentioned in sec. 2 are also valid with respect to the assigned claims.
 - (c) Next to us, the Purchaser also keeps the right to collect the receivable. We undertake not to collect the receivable as long as the Purchaser fulfils his/its payment obligations towards us and shows no lack of ability to perform and we do not claim the reservation of title by exercising a right acc. to sec. 3. If such is the case, however, we can require the Purchaser to disclose the assigned claims and their debtors to us, to provide all information necessary for the collection and the associated documents, and to inform the debtors (third parties) about the assignment. In such case, we are further entitled to revoke the Purchaser's authorization to resell and further process the Merchandise subject to the reservation of title.
 - (d) If the realizable value of the securities exceeds our claims by more than 10%, we will, upon the Purchaser's request, release securities at our discretion.

§ 8 Purchaser's claims for defects

- (1) The legal provisions apply to the rights of the Purchaser in case of defects of quality and title (including incorrect and short deliveries and improper assembly or faulty assembly instructions), as far as nothing else is provided for below. In all cases, the special legal provisions for the final delivery of the unprocessed merchandise to a consumer remain unaffected, even if the latter has further processed it (supplier regress according to § 5 478 BGB). Any rights from the supplier regress are excluded if the defective Merchandise has been further processed by the Purchaser or another entrepreneur, e.g. by incorporation into another product.
- (2) The basis of our liability for defects is, above all, the agreement concluded on the quality of the Merchandise. All product descriptions subject to the individual contract or published by us (in particular in catalogues or on our Internet homepage) are deemed agreements on the quality of the Merchandise.
- (3) As far as the quality has not been agreed, it must be determined, according to the legal regulation, whether there is a defect or not (§ 434 sec. 1 p. 2 and 3 BGB). However, we do not assume any liability for public statements of the manufacturer or other third parties (e.g. advertising statements).
- (4) The claims for defects of the Purchaser require that he/it has fulfilled his/its legal duties to inspect and complain (§§ 377, 381 HGB). If a defect appears at delivery, inspection or any later moment, it must immediately be notified to us in writing. In any case, obvious defects must be reported in writing within 10 working days from delivery, and defects not detectable at the inspection within the same period from detection. If the Purchaser fails to carry out the due inspection and/or notification of defects, our liability for the defect not timely or properly reported is excluded according to the legal provisions.
- (5) If the delivered item is defective, we can first choose if we provide supplementary performance by removing the defect (rework) or by delivering an item free from defects. Our right to refuse the supplementary performance according to the legal preconditions remains unaffected.
- (6) We are entitled to condition the owed supplementary performance on the Purchaser paying the due purchase price. However, the Purchaser is entitled to retain an appropriate part of the purchase price in proportion of the defect.
- (7) The Purchaser has to give us enough time and the occasion to provide the owed supplementary performance, in particular to hand over the rejected Merchandise for inspection purposes. In case of a replacement delivery, the Purchaser must return the defective item according to the legal provisions. The supplementary performance neither includes the disassembly/removal of the defective item nor the reassembly/installation if we have not been originally obliged to the installation.
- (8) The expenses required for inspection and supplementary performance, in particular transport, road, labour and material costs and, if applicable, disassembly and assembly costs, are borne/reimbursed by us according to the legal regulation if there really is a defect. Otherwise, we can claim the reimbursement of the costs incurred due to an unjustified claim to remove defects from the Purchaser (in particular inspection and transport costs), unless the lack of a defect could not be detected by the Purchaser.

- (9) Even in case of defects, the Purchaser only has any rights to damages / compensation of vain expenses according to § 8, apart from that, they are excluded.

§ 9 Other liability

- (1) As far as nothing else can be inferred from these GTC, including the provisions below, we are liable, in case of a breach of contractual and non-contractual duties, according to the legal provisions.
- (2) We are only liable for damages – irrespective of the legal ground – within fault-based liability in case of intent and gross negligence. In case of ordinary negligence, we are liable, subject to a milder standard of liability according to the legal provisions (e.g. for due diligence in own affairs), only
 - a) for damages from injury to life, body or health,
 - b) for damages from a significant breach of a substantial contractual obligation (obligation the fulfilment of which makes the proper fulfilment of the contract possible in the first place and on the fulfilment of which the contract partner does and may regularly rely on); in such case, however, our liability is limited to the compensation for the predictable, typically occurring damage.
- (3) The limitations of liability in sec. 2 also apply in case of breaches of duty by / for the benefit of persons the fault of which we are responsible for according to legal provisions. They do not apply as far as we have maliciously concealed a defect or have assumed a guarantee for the quality of the Merchandise and to claims of the Purchaser under the Product Liability Act (Produkthaftungsgesetz).
- (4) As a result of a breach of duty not consisting of a defect, the Purchaser can withdraw from or cancel the contract only if we are responsible for the breach of duty. Any free right to cancellation of the Purchaser (in particular according to §§ 651, 649 BGB) is excluded. Apart from that, the legal preconditions and legal consequences apply.

§ 10 Statute of limitations

- (1) By derogation from § 438 sec. 1 n° 3 BGB, the general limitation period for claims from defects of quality and title is one year from delivery. As far as an acceptance has been agreed, the limitation period starts at acceptance.
- (2) The abovementioned limitation periods under purchasing law also apply to contractual and non-contractual claims for damages of the Purchaser based on a defect of the Merchandise, unless the application of the regular legal limitation (§§ 195, 199 BGB) would lead to a shorter limitation period in the individual case. However, damage claims of the Purchaser according to § 8 sec. 2 phrase 1 and phrase 2 a) and according to the Product Liability Act only expire according to the legal limitation periods.

§ 11 Export to the USA and Canada

- (1) We forbid the direct and indirect export of our products to the USA and Canada.
- (2) The buyer shall indemnify us from all claims that are raised against us from the USA and Canada as a result of the export to these countries, even if we agree to such export.

§ 12 Data storage

The buyer agrees that his data relevant for the execution of the contract will be stored by us.

§ 13 Final provisions

- (1) The law of the Federal Republic of Germany, under exclusion of the international uniform law, in particular the UN Sales Law, applies to these GTC and the contractual relationship between us and the Purchaser.
- (2) If the Purchaser is a merchant within the meaning of the Commercial Code (HGB), a legal entity under public law or a special fund under public law, the exclusive – also international – place of jurisdiction for all disputes directly or indirectly resulting from the contractual relationship is our place of business in Emmingen-Liptingen. The same applies analogously if the Purchaser is an entrepreneur within the meaning of § 14 BGB. However, in all events, we are also entitled to file a suit at the place of performance of the delivery obligation according to these GTC / a prevailing individual agreement or at the general place of jurisdiction of the Purchaser. Prevailing legal provisions, in particular on exclusive competences, remain unaffected.
- (3) Even if any individual points of these GTC are legally invalid, the remaining parts of these GTC remain binding. The invalid points will be replaced by the legal provisions, as far as they exist. As far as this would be an undue hardship for a contract party, however, the contract shall remain invalid as a whole.

version 01/03/2019

Index alphabetical

	page		page		page
A		Guide forceps	79	Prophylaxis kit	23
Accessory box for small parts	105	H		R	
Applicators for bone material	75, 89-90	Handles for mirrors	10	Rack for drills / tissue punches	87
Articulating paper pliers	97	I		Removing forceps	98-100
B		Identification labels	108	Resection mirror	20
Basic surgery kit	31	Implant bone model	85	Retractors	60-61
Bern concept	23, 27, 31, 41, 46	Impression trays	97	Root elevators	70
Blade holders	33-34	Inlay forceps	99	Root forceps	72
Blades	33-34	Irrigation cannula	36	Ruler	98
Bologna concept	35, 44	K		S	
Bone applicators	75, 89-90	Kling-Ex	33	Safescraper® TWIST	85
Bone chisels	47	L		Safety sealings	108
Bone crusher	89	Luxelevators	69	Scalers	29
Bone curettes	20, 50	M		Scalpel blade holders	33-34
Bone files	49	Mallets	80	Scalpel blade remover	33
Bone holding forceps	88	Mandibular retractor	61	Scalpel blades	33
Bone rongeur forceps	66	Matrix holding tweezers	18	Scissors	42, 62-64
Bone scrapers	86	Measuring caliper	98	Screwdrivers	93, 95
Bone spreaders	84	Measuring instruments	98	Screw kits	93, 94
Bowls	89	Membrane holding forceps	79	Sharp spoons	50
C		Membrane lift instruments	90	Sinus kit	75
Cannulas	36	Membrane positioning instrument	90	Sinus lift instruments	76-78
Cement spatulas	17	Metal mirrors	20	Sinus membrane retractor	79
Cheek and wound retractors	60-61	Micro blades	34	Soft tissue kit	65
Chisels	49	Micro flat pluggers	21	Soft tissue splitters	45
Clamping forceps	15	Micro needle holders	42-43	Spatulas	15, 17, 21
Clamps	37	Micro probe handle	15	Special forceps	72-73
Clear-view sterile packaging	104	Micro resection mirror	20	Sphere pluggers	16, 21
Composite instruments	18	Micro scalpel blade holder	34	Splinter elevators	69
Composite spatulas	15	Micro scissors	42	Spoon curettes	20
Condensers (former osteotomes)	81	micro-screws	93	Suction cannulas	36
Containers p.i.c.*	106-107	micro-screw kit	93	Suture	56-59
Copper ring removing forceps	101	Micro surgery kit	35, 40	Suture forceps	39
Crown removing forceps	99-101	Micross	85	Suture scissors	64
Crown scissors	99	Mini curettes	27	Swivelling scalpel blade holder	34
Crown spreading forceps	98	Mini-luxelevators	68	T	
Curettes, Gracey / universal	24-26, 28	Mini micro blades	34	Telescope crown forceps	101
D		Mirrors	9	Tissue grasping forceps	39
Depth gauge	81	Mouth mirrors	9	Tissue punches	86
Distal spatulas	15	Mouth props	61	Titanium mini curettes	27
Dressing pliers	11	N		Titanium mini curette kit	27
Drills	94	Napkin holder	18	Titanium perio probe tips	27
E		Needle holders	42-43, 54-55	Titanium screws	95
Elevators	67, 69	O		Tongue spatula	61
Endo bone curettes	20	Occlusion former	15	Trays p.i.c.*	104-105
Endo micro flat pluggers	21	Oil spray	108	Trephine drills	87
Endo mirrors	20	Olberg concept	32, 65, 75, 93	Tunnel instruments	46-48
Endo spatulas	21	Osteotomes (former chisels)	82-83	Twin scalpel blade holder	34
Endo sphere pluggers	21	Osteotomes (in future sinutomes/condensers)	81	U	
Excavators	16	Ost tray	32	Universal curettes	28
Explorers	12	P		V	
Explorers for root canals	20	Paper labels	108	Vestibulum retractor	60
Extractor for bone cylinder	87	Periodontal chisels	47, 49	W	
F		Perio probes	13, 27	Water syringe	36
Filters for p.i.c.*-containers	108	Perio kit	23	Wax knives	97
Flat chisels (in future osteotomes)	82-83	Perio surgery kit	44	Wound retractors	60-61
Flat pluggers	15-16, 21	Periosteal elevators	47-48, 51-53	X	
Forceps	37-40, 71-73	Periotomes	67	XXS curettes	26
Forceps, anatomic	37, 39-40	p.i.c.*-containers	106-107		
Forceps, diagnostic	11	p.i.c.*-trays	104-105		
Forceps, surgical	37, 38-40	Plastic esthetic surgery kit	46		
Forceps, suture	39	Plate curettes	20		
G		Pluggers	15, 16, 21		
Gauze packers	97	Pluggers for bone material	90		
Gingivectomy knives	45	Prophylaxis curettes	26		
Gracey curettes	24-26				
Granulate pluggers	90				

Headquarters:

Storz am Mark GmbH

Emminger Str. 39
78576 Emm.-Liptingen
Germany
Tel +49 (0) 7465 9260-70
Fax +49 (0) 7465 9260-77 70
sam@stoma.de
www.stoma.de
 stoma.instruments

Stoma USA Inc.

62-64 Enter Lane
Islandia, NY 11749
USA
Tel.: +1 (0) 631 501 1055
Toll free: +1 (0) 866 786 6187
Fax: +1 (0) 631 501 1060
stoma.usa@stoma-dent.com
 us.shop-stoma.com



We are looking forward to you contacting us via
phone, e-mail, fax or through your consultant.

